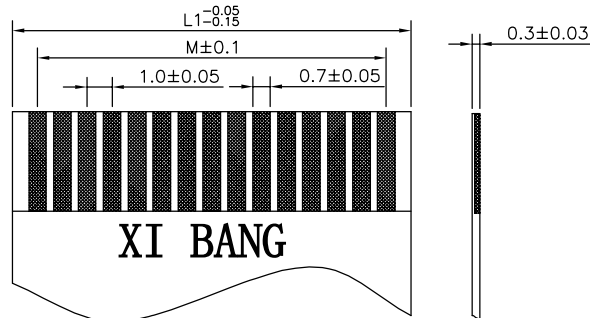
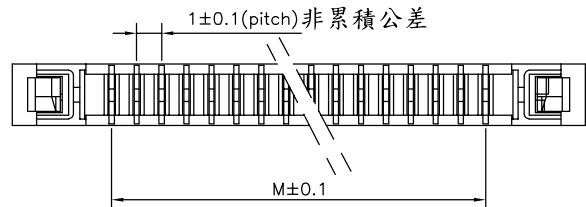
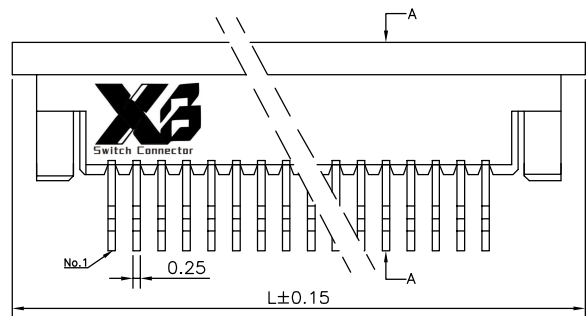
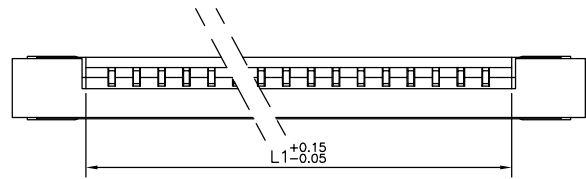


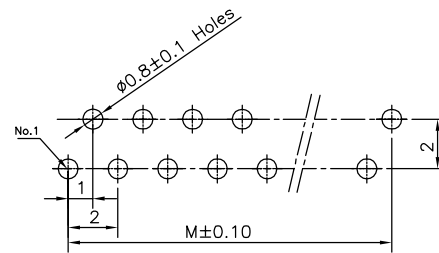
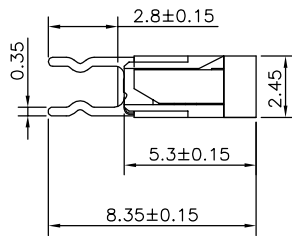
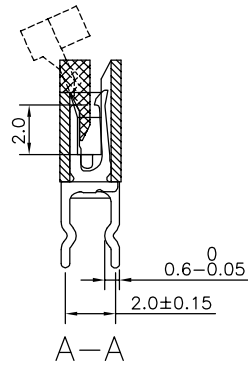
1 2 3 4 5 6 7 8 9

F  
E  
D  
C  
B  
A

F  
E  
D  
C  
B  
A



適用FPC寸法  
APPLICABLE FPC



適用線路板  
PCB LAYOUT

Specifications

Voltage Rating:50V AC/DC  
Contact Resistance:30 mΩ Max  
Insulation Resistance: 500MΩ Min.  
Dielectric Withstanding Voltage: 500V,AC/Minute  
Temperature Range:-25°C~+85°C

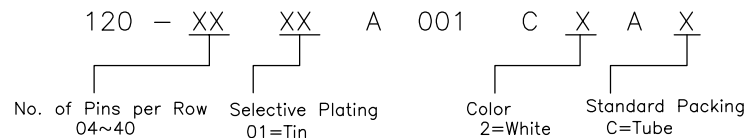
Materials

Contact: Phosphor Bronze  
Insulation: High Temperature Thermoplastic  
UL 94V-0 LCP or the equivalent materia  
Actuafor:PPS(UL94V-0)

All materials must meet XI BANG  
requirement for environment protection

No. of Contact	Dimension Information		
	M	L1	L
04	3.00	5.10	11.00
05	4.00	6.10	12.00
06	5.00	7.10	13.00
07	6.00	8.10	14.00
08	7.00	9.10	15.00
09	8.00	10.10	16.00
10	9.00	11.10	17.00
11	10.00	12.10	18.00
12	11.00	13.10	19.00
13	12.00	14.10	20.00
14	13.00	15.10	21.00
15	14.00	16.10	22.00
16	15.00	17.10	23.00
17	16.00	18.10	24.00
18	17.00	19.10	25.00
19	18.00	20.10	26.00
20	19.00	21.10	27.00
21	20.00	22.10	28.00
22	21.00	23.10	29.00
23	22.00	24.10	30.00
24	23.00	25.10	31.00
25	24.00	26.10	32.00
26	25.00	27.10	33.00
27	26.00	28.10	34.00
28	27.00	29.10	35.00
29	28.00	30.10	36.00
30	29.00	31.10	37.00
31	30.00	32.10	38.00
32	31.00	33.10	39.00
33	32.00	34.10	40.00
34	33.00	35.10	41.00
35	34.00	36.10	42.00
36	35.00	37.10	43.00
37	36.00	38.10	44.00
38	37.00	39.10	45.00
39	38.00	40.10	46.00
40	39.00	41.10	47.00

Ordering Information



**东莞市溪榜电子有限公司**  
DONG GUAN XI BANG ELECTRONICS CO., LTD

REV. A UNIT. mm SCALE. 5:1 PAGE. 1/1

GENERAL TOLERANCE	
X.*±5.0°	X.±0.38
.X*±3.0°	.X±0.30
.XX*±2.0°	.XX±0.25
.XXX*±1.0°	.XXX±0.20

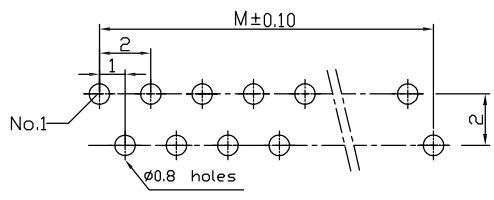
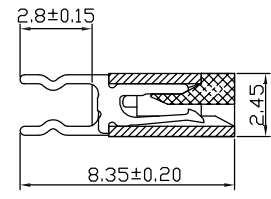
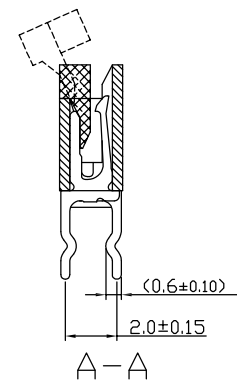
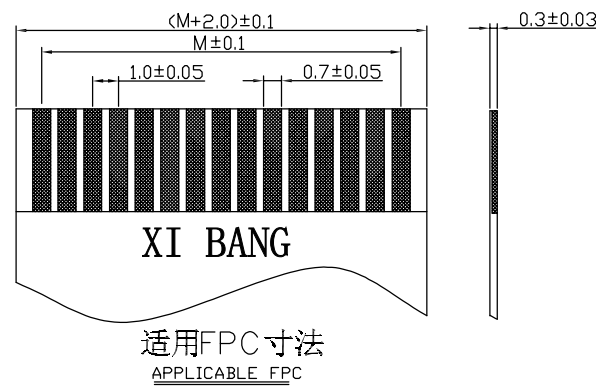
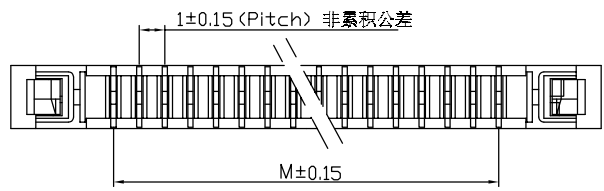
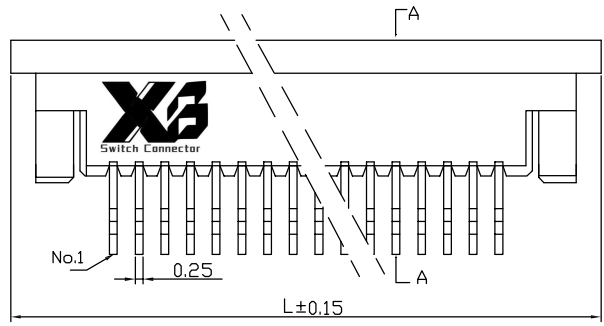
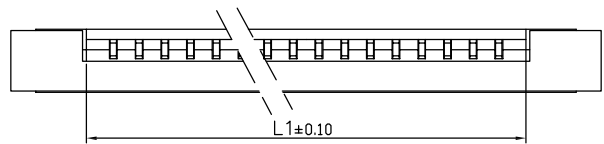
DESIGN:  
CHECKED:  
AUDITED:

DATE:  
DATE:  
DATE:

DWG. NO.  
XB-FPC-10-120  
PART NO.

TITLE:  
1.0mm Pitch FPC

1 2 3 4 5 6 7 8 9



适用线路板  
RECOMMENDED PCB LAYOUT

NOTES:

RATING

OPERATING TEMPERATURE: -25~85°C  
 OPERATING VOLTAGE: 50V AC/DC  
 CURRENT RATING: 1.0 AMPS  
 DIELECTRIC WITHSTANDING VOLTAGE:  
 500V AC/Minute;  
 INSULATION RESISTANCE: 500MΩ Min;

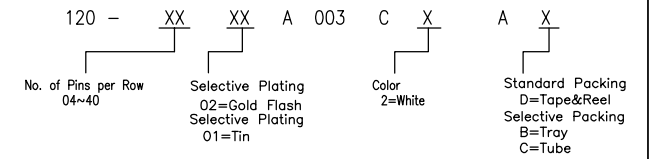
MATERIAL;

CONTACT MATERIAL: PHOSPHOR BRONZE  
 HOUSING MATERIAL: LCP UL94V-0  
 ACTUATOR MATERIAL: LCP UL94V-0

TABLE:

No. of PINS/ROW	Dimension Information			No. of PINS/ROW	Dimension Information		
	M	L1	L		M	L1	L
4	3.00	5.06	11	23	22.00	24.06	30
5	4.00	6.06	12	24	23.00	25.06	31
6	5.00	7.06	13	25	24.00	26.06	32
7	6.00	8.06	14	26	25.00	27.06	33
8	7.00	9.06	15	27	26.00	28.06	34
9	8.00	10.06	16	28	27.00	29.06	35
10	9.00	11.06	17	29	28.00	30.06	36
11	10.00	12.06	18	30	29.00	31.06	37
12	11.00	13.06	19	31	30.00	32.06	38
13	12.00	14.06	20	32	31.00	33.06	39
14	13.00	15.06	21	33	32.00	34.06	40
15	14.00	16.06	22	34	33.00	35.06	41
16	15.00	17.06	23	35	34.00	36.06	42
17	16.00	18.06	24	36	35.00	37.06	43
18	17.00	19.06	25	37	36.00	38.06	44
19	18.00	20.06	26	38	37.00	39.06	45
20	19.00	21.06	27	39	38.00	40.06	46
21	20.00	22.06	28	40	39.00	41.06	47
22	21.00	23.06	29				

Ordering Information



**东莞市溪榜电子有限公司**  
DONG GUAN XI BANG ELECTRONICS CO., LTD

3RD.ANG PROJ.  
PAGE. 1/1

GENERAL TOLERANCE	
X.'±5.0°	X.±/
.X'±3.0°	.X±0.30
.XX'±2.0°	.XX±0.20
.XXX'±1.0°	.XXX±0.10

DESIGNED:  
CHECKED:  
APPROVED:

DATE:  
DATE:  
DATE:

DWG. NO.  
**XB-FPC-10-120A**  
PART NO.

TITLE:  
1.0 FPC CONN. ZIF SMT FRONTFLIP  
H=5.6 VERTICAL CONTACT

REV.	UNIT.	SCALE.
A	mm	1:1