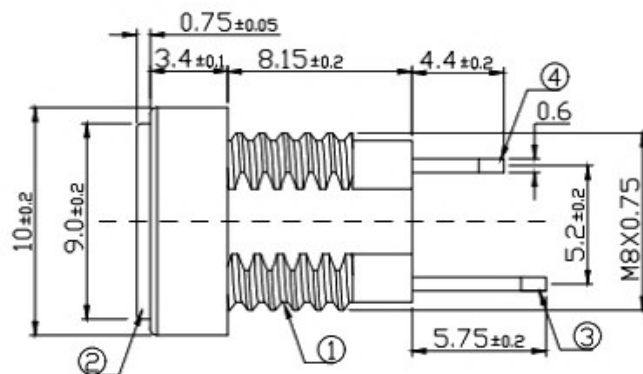
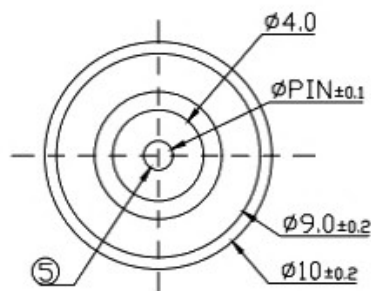
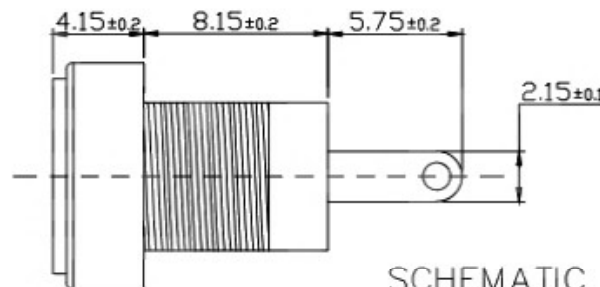
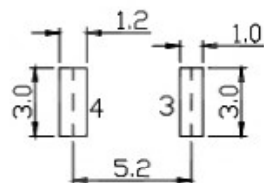


技术要求

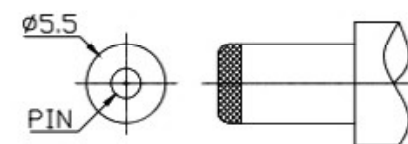
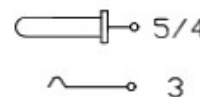
- 1、插入力: 3~30N(0.3~3.0kgf)
- 2、拔出力: 3~30N(0.3~3.0kgf)
- 3、接触电阻: $\leq 50m\Omega$
- 4、绝缘电阻: $>100M\Omega$ DC 500V
- 5、耐电压: AC 500V 1min无飞弧及击穿
- 6、寿命: 5000 10~20次/min
- 7、额定负载: DC 12V 5A
- 8、适用温度范围: $-25\sim 85^{\circ}C$
- 9、推荐使用插头:



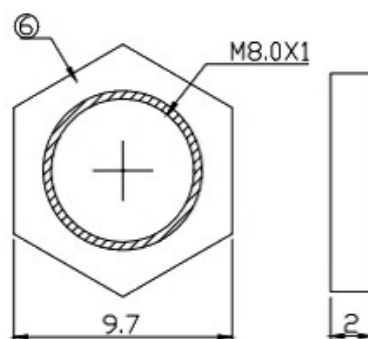
T:1.6 Dimensions of PC board holes
Tolerance : ± 0.1 (Printed-sided view)



SCHEMATIC



PIN	Ø1.3	Ø2.0	Ø2.35	Ø2.5
APPD				



6	DC-022B-06	螺帽	1PCS	锌合金	镀锡	环保
5	DC-022B-05	圆针	1PCS	黄铜H62	镀锡	环保
4	DC-022B-04	4号脚	1PCS	C5210黄铜=0.6	镀锡	环保
3	DC-022B-03	3号脚	1PCS	C5191磷铜=0.4	镀锡	环保
2	DC-022B-02	铜套	1PCS	黄铜H59	镀锡	环保
1	DC-022B-01	基座	1PCS	PBT (BLACK)	黑色	环保
序号	零件图代号	名称	数量	材料	镀层/颜色	备注

DONG GUAN XI BANG ELECTRONIC CO., LTD

COPYRIGHT RESERVED,PLEASE DO NOT COPY.

PART NAME	DC POWER JACK		DRAWING	G.C.Chen	DWG.No.	
PART NO.			CHECK	G.C.Chen	REV.	A
UNIT	TOLERANCE	UP TO 30	ANGLE	APPROVAL	DATE	
MM	OTHERWISE	ABOVE 30	0°±3'	SCALE	PAGE	1 OF 1
		ABOVE 50				