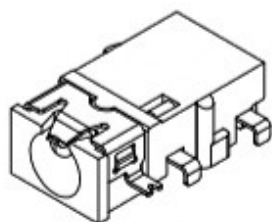
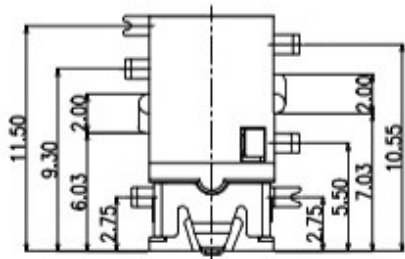
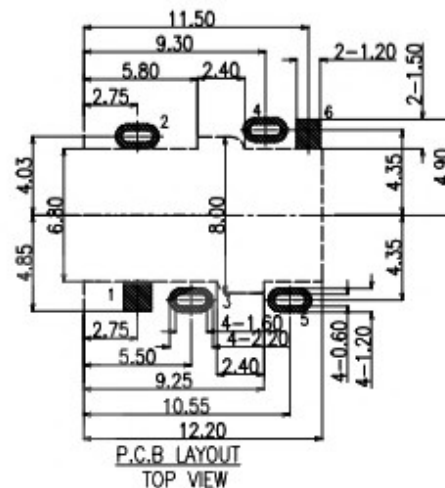
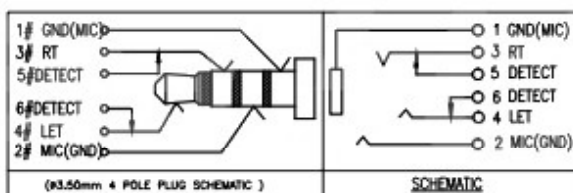
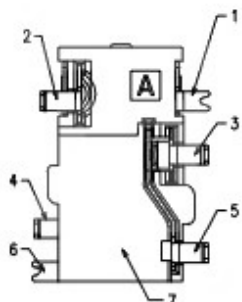
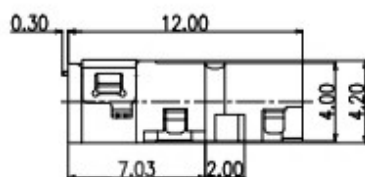
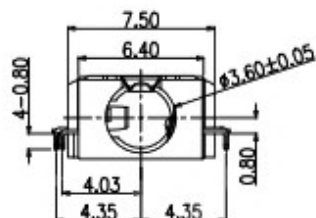


NOTES:

- CONTACT CURRENT RATING: 1A.
- CONTACT RESISTANCE: 50 mΩ MAX.;
- INSULATION RESISTANCE: 100MΩ MIN.;
- DIELECTRIC WITHSTANDING: 500V AC MIN.;
- DURABILITY: 5,000 CYCLES MIN.;
- CONNECTOR MATING FORCES: 30N MAX.;
- CONNECTOR UNMATING FORCES: 3N MIN.;

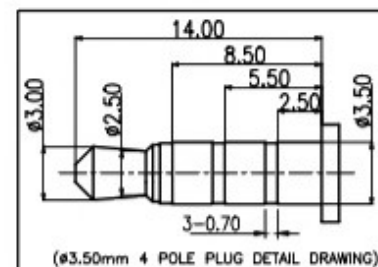


3D VIEW



P.C.B. LAYOUT
TOP VIEW

ITEM	PART NAME	Q'TY	MATERIAL	REMARK
⑦	HOUSING	1	HIGHT TEMPERATURE PLASTIC COLOR BLACK	
⑥	CONTACT 6#	1	STAINLESS STEEL; NICKEL UNDER PLATING OVERALL,GOLD FLASH ON SOLDER AREA	T=0.20mm
⑤	CONTACT 5#	1	STAINLESS STEEL; NICKEL UNDER PLATING OVERALL,GOLD FLASH ON SOLDER AREA	T=0.20mm
④	CONTACT 4#	1	COPPER ALLOY; NICKEL UNDER PLATING OVERALL,GOLD FLASH PLATING ON SOLDER AREA ,GOLD FLASH PLATING ON CONTACT AREA	T=0.20mm
③	CONTACT 3#	1	STAINLESS STEEL; NICKEL UNDER PLATING OVERALL,GOLD FLASH ON SOLDER AREA	T=0.20mm
②	CONTACT 2#	1	COPPER ALLOY; NICKEL UNDER PLATING OVERALL,GOLD FLASH PLATING ON SOLDER AREA ,GOLD FLASH PLATING ON CONTACT AREA	T=0.20mm
①	CONTACT 1#	1	STAINLESS STEEL; NICKEL UNDER PLATING OVERALL,GOLD FLASH ON OVERALL;	T=0.20mm



(#3.50mm 4 POLE PLUG DETAIL DRAWING)

PART NAME		PHONE JACK		DRAWING		Y,C,ZHANG		DWG.No.		SBICL	
PART NO.		PJ-399G		CHECK		G.C.Chen		REV.		A1	
UNIT : mm	TOLERANCE	UP TO 5	±0.2	APPROVAL	SCALE	DATE	PAGE	1 OF 1			
	OTHERWISE	ABOVE 5 ~ 30	±0.3								
		ABOVE 30	±0.5								
		ANGLE	±5°								