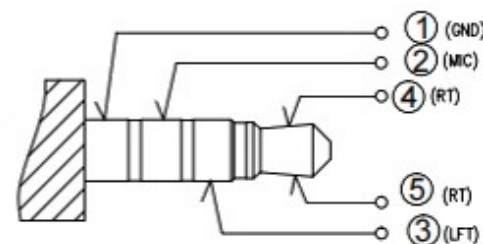
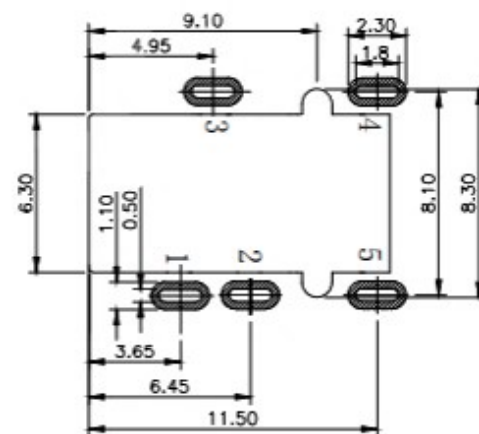
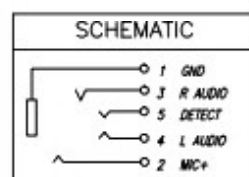
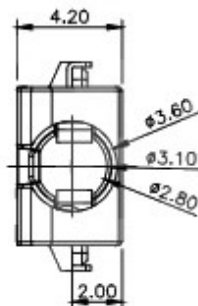
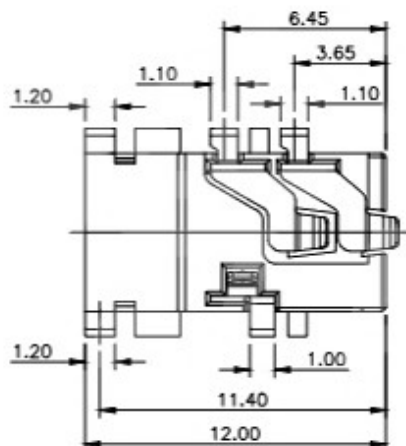
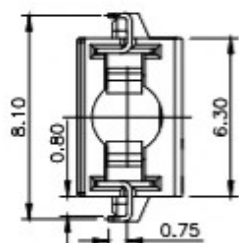


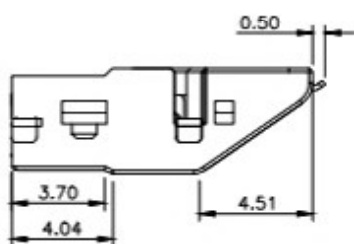
- CONTACT CURRENT RATING: 1A.
- CONTACT RESISTANCE: 50 mΩ MAX.;
- INSULATION RESISTANCE: 1000Ω MIN.;
- DIELECTRIC WITHSTANDING: 500V AC MIN.;
- DURABILITY: 5,000 CYCLES MIN.;
- CONNECTOR MATING FORCES: 29.4N (3.00Kgf) MAX.;
- CONNECTOR UNMATING FORCES: 2.94N(0.30Kgf) MIN.;



(#3.50mm 4 POLE PLUG DETAIL DRAWING)



P.C.B LAYOUT
TOP VIEW



ITEM	NAME	QTY	DESCRIPTION	NOTE
6	CONTACT 5#	1	PHOSPHOR BRONZE; NICKEL(50u" MIN.) UNDER PLATING OVERALL, GOLD FLASH PLATING ON SOLDER AREA ;GOLD 1u" PLATING ON CONTACT AREA	
5	CONTACT 4#	1		
4	CONTACT 3#	1		
3	CONTACT 2#	1		
2	CONTACT 1#	1	PHOSPHOR BRONZE; NICKEL(50u" MIN.) UNDER PLATING OVERALL, GOLD FLASH PLATING ON SOLDER AREA ;GOLD 1u" PLATING ON CONTACT AREA	
1	HOUSING	1	PART; COLOR: BLACK	

PART NAME		PHONE JACK (SMD)		DRAWING		Y.C.Zhang		DWG.No.		
PART NO.		PJ-618		CHECK		G.C.Chen		REV. A1		
UNIT :	mm	TOLERANCE	UP TO 5	±0.2	APPROVAL	DATE				
		OTHERWISE	ABOVE 5 ~ 30	±0.3		PAGE		1 OF 1		
		ANGLE	ABOVE 30	±0.5	SCALE	4:1				
			ANGLE	±3						