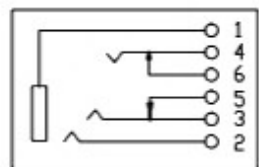
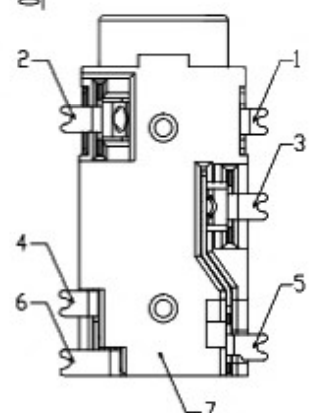
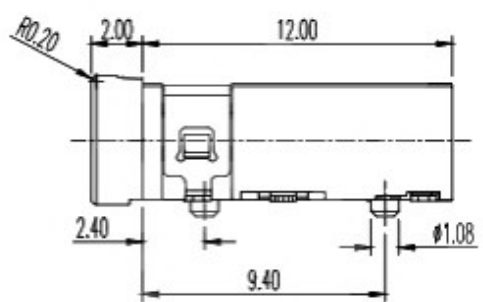
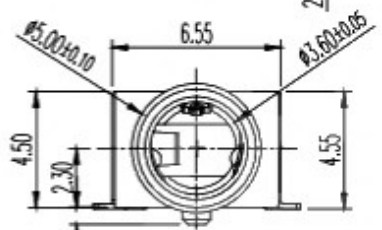
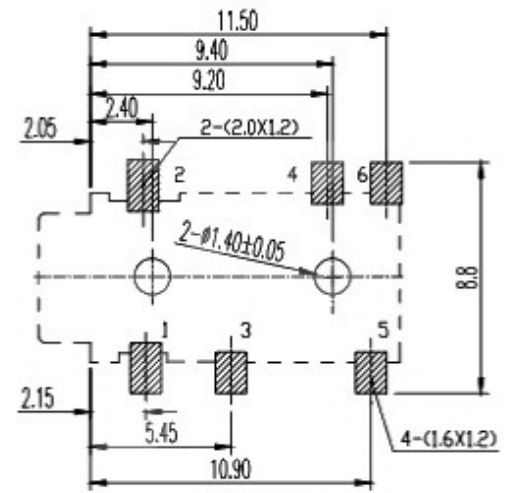


3D VIEW



1. CONTACT CURRENT RATING: 1A.
2. CONTACT RESISTANCE: 50 mΩ MAX.;
3. INSULATION RESISTANCE: 1000Ω MIN.;
4. DIELECTRIC WITHSTANDING: 500V AC MIN.;
5. DURABILITY: 5,000 CYCLES MIN.;
6. CONNECTOR MATING FORCES: 30N MAX.;
7. CONNECTOR UNMATING FORCES: 3N MIN.;



P.C.B LAYOUT  
TOP VIEW

7	HOUSING	1	PPA COLOR BLACK	
6	TERMINAL 6#	1	BRASS; NICKEL(40u*MIN.) UNDER PLATING OVERALL;GOLD FLASH PLATING ON SOLDER AREA	T=0.20mm
5	TERMINAL 5#	1	BRASS; NICKEL(40u*MIN.) UNDER PLATING OVERALL;GOLD FLASH PLATING ON SOLDER AREA	T=0.20mm
4	TERMINAL 4#	1	STAINLESS STEEL; NICKEL(40u*MIN.)UNDER PLATING OVERALL;GOLD FLASH PLATING ON SOLDER AREA ;GOLD FLASH PLATING ON CONTACT AREA	T=0.20mm
3	TERMINAL 3#	1	PHOSPHOR BRONZE; NICKEL(40u*MIN.)UNDER PLATING OVERALL;GOLD FLASH PLATING ON SOLDER AREA ;GOLD FLASH PLATING ON CONTACT AREA	T=0.20mm
2	TERMINAL 2#	1	PHOSPHOR BRONZE; NICKEL(40u*MIN.) UNDER PLATING OVERALL;GOLD FLASH PLATING OVERALL;	T=0.20mm
1	TERMINAL 1#	1	PHOSPHOR BRONZE; NICKEL(40u*MIN.) UNDER PLATING OVERALL;GOLD FLASH PLATING OVERALL;	T=0.20mm
ITEM	NAME	Q'TY	DESCRIPTION	NOTE

PART NAME		PHONE JACK		DRAWING	Y,C,ZHANG	DWG.No.	SBICL
PART NO.		P-J-3136A		CHECK	G.C.Chen	REV.	A1
UNIT :	TOLERANCE OTHERWISE	UP TO 5	±0.2	APPROVAL		DATE	
		ABOVE 5~30	±0.3				
mm		ABOVE 30	±0.5	SCALE	2:1	PAGE	1 OF 1
		ANGLE	±3				