RoHS Compliant

1. CONTACT CURRENT RATING: 1A.
2. CONTACT RESISTANCE: 50 mΩ MAX.;
3. INSULATION RESISTANCE: 1000Ω MIN.;
4. DIELECTRIC WITHSTANDING: 500V AC MIN.;
5. DURABILITY: 5,000 CYCLES MIN.;
6. CONNECTOR MATING FORCES: 29.4N (3.00Kgf) MAX.;
7. CONNECTOR UNMATING FORCES: 2.94N(0.30Kgf) MIN.;

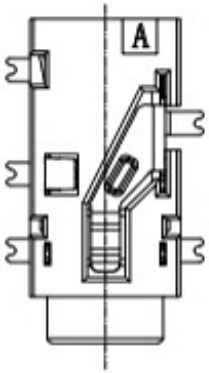

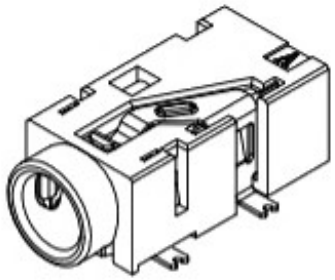

3D VIEW

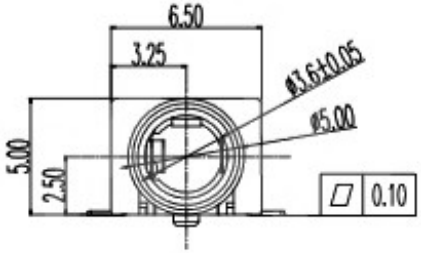

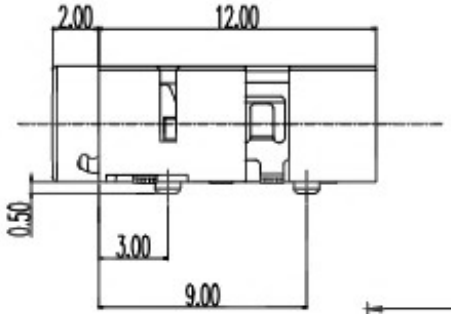

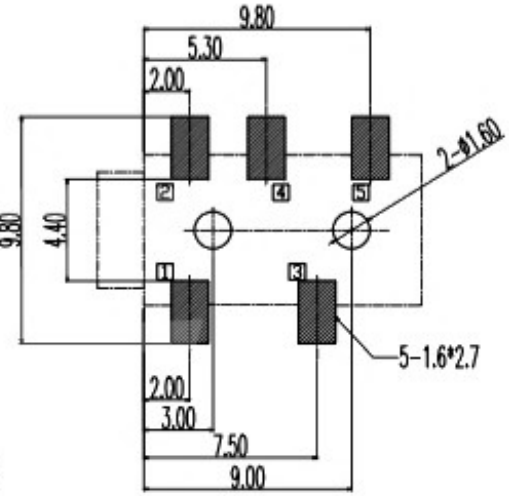

P.C.B LAYOUT
TOP VIEW

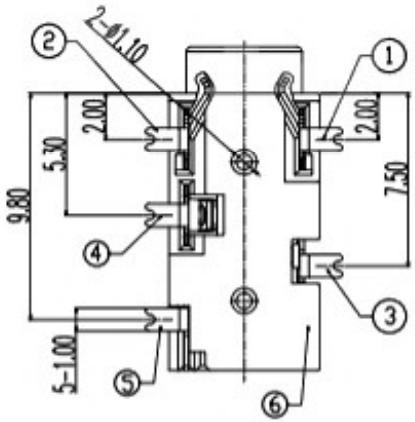

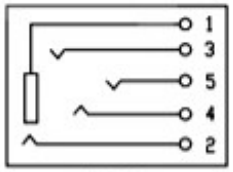

SCHEMATIC

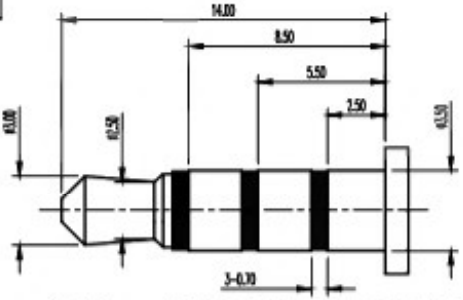

(ø3.50mm 4 POLE PLUG DETAIL DRAWING)

ITEM	NAME	Q'TY	DESCRIPTION	NOTE
6	HOUSING	1	PPA COLOR BLACK	
5	CONTACT 5ø	1	PHOSPHOR BRONZE; NICKEL(40u"MIN.) UNDER PLATING OVERALL;TIN WHOLE THE (80u"MIN.) OVERALL	
4	CONTACT 4ø	1	PHOSPHOR BRONZE; NICKEL(40u"MIN.) UNDER PLATING OVERALL;TIN WHOLE THE (80u"MIN.) OVERALL	
3	CONTACT 3ø	1	PHOSPHOR BRONZE; NICKEL(40u"MIN.) UNDER PLATING OVERALL;TIN WHOLE THE (80u"MIN.) OVERALL	
2	CONTACT 2ø	1	PHOSPHOR BRONZE; NICKEL(40u"MIN.) UNDER PLATING OVERALL;TIN WHOLE THE (80u"MIN.) OVERALL	
1	CONTACT 1ø	1	PHOSPHOR BRONZE; NICKEL(40u"MIN.) UNDER PLATING OVERALL;TIN WHOLE THE (80u"MIN.) OVERALL	

东莞市溪榜电子有限公司

COPYRIGHT RESERVED,PLEASE DO NOT COPY.

PART NAME	PHONE JACK			DRAWING	Y,C,ZHANG	DWG.No.	SBICL
PART NO.	PJ-327F-BR			CHECK	G.C.Chen	REV.	A1
UNIT : mm	TOLERANCE OTHERWISE	UP TO 5 ±0.2; ABOVE 5 ~30 ±0.3; ABOVE 30 ±0.5; ANGLE ±3°	ANGLE 0°±3°	APPROVAL		DATE	
				SCALE	2:1	PAGE	1 OF 1