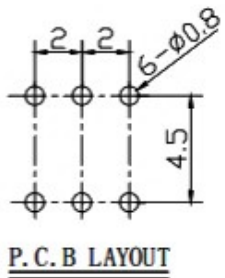
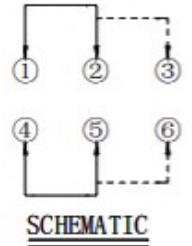
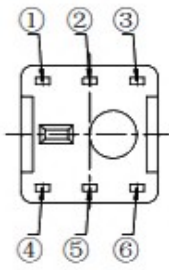


ELECTRICAL CHARACTERISTICS

1. RATING: DC 50V 0.5A
2. CONTACT RESISTANCE: 100mΩ MAX
3. INSULATION RESISTANCE: 100MΩ MIN
4. DIELECTRIC STRENGTH: AC 250V(50~60Hz)/60S

MECHANICAL CHARACTERISTICS

1. PRACTICAL TEMPERATURE RANG: -40℃~+85℃
2. OPERATING FORCE: 180±50gf
3. MECHANICAL LIFE: 30,000 cycles



NO.	PART NAME	MATERIAL	QTY.	FINISHING
8				
7	TERMINAL	BRASS STRIP	6	Ag PLATED
6	CASE	PA66	1	GRAY
5	LOCK PIN	SUS WIRE	1	NATURAL
4	SPRING	SUS WIRE	1	NATURAL
3	CONTACT	BRONZE	2	Ag PLATED
2	KNOB	PBT	1	WHITE
1	COVER	PPA	1	BLACK

PART NAME		PUSH SWITCH		DRAWING	Y,C,ZHANG	DWG.No.	SBICL
PART NO.				CHECK	G.C.Chen	REV.	A1
UNIT :	mm	TOLERANCE	UP TO 5 ±0.2	APPROVAL		DATE	
		OTHERWISE	ABOVE 5~30 ±0.3			SCALE	2:1
			ABOVE 30 ±0.5				
			ANGLE ±3				