RoHS Compliant

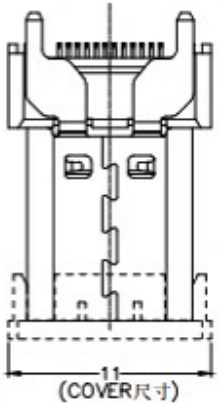

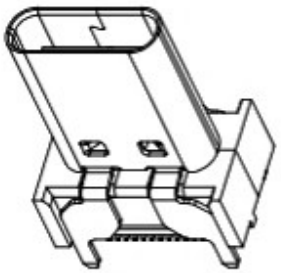

WITHOUT COVER

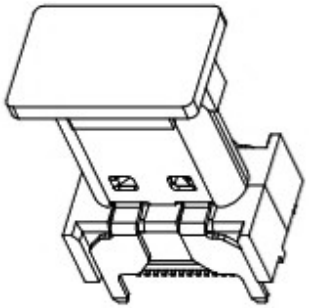

WITH COVER

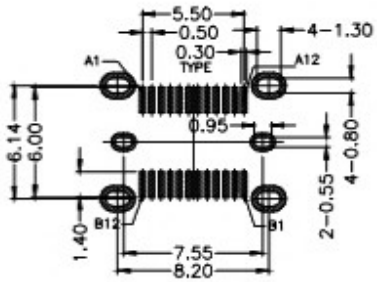

RECOMMEND P.C.B LAYOUT(COMPONENT SIDE)

TOLERANCE FOR PCB LAYOUT IS ± 0.05

KEEP OUT AREA

A4Q2403-C-XX-R

Mating Area plating

01: Au 1u"Min.
03: Au 3u"Min.
05: Au 5u"Min.
10: Au 10u"Min.
15: Au 15u"Min.
30: Au 30u"Min.

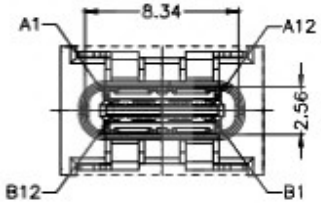

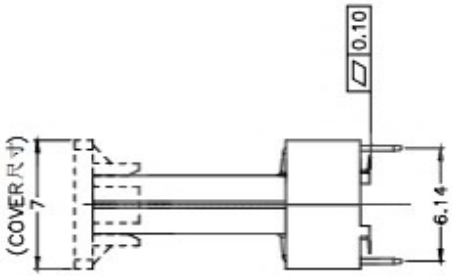

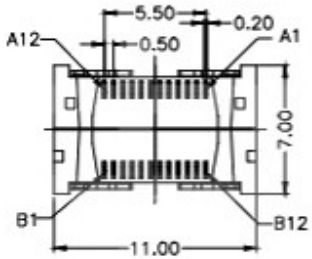

1.Contact Resistance:40mOHM Max.;
2.Dielectric Withstanding Voltage:100V AC For 1 Minute;
3.Insulation Resistance:100M OHM Min.;
4.Mating And Unmating Force:
Mating Force: 5~20N
Unmating Force: 8~20N;
6~20N AFTER TEST ;
5.Durability:10000 Cycles;

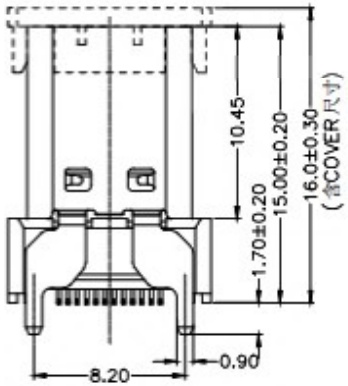

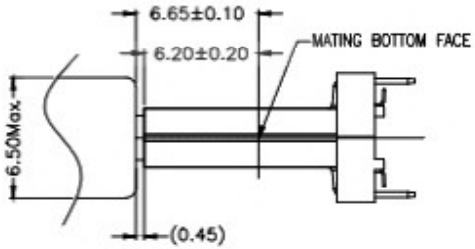

Item	Title	Material	Dispose	Remark
1	Shell	Stainless Steel	Ni:30u" Min.	
2	GND Plate	Stainless Steel		
3	Mid Plate	Stainless Steel		
4	Top Contact	Copper Alloy	Mating Area: See P/N Solder Tails: Matt Tin	
5	Bottom Contact	Copper Alloy		
6	Insulator	High Temperature Plastic	UL 94V-0	Black

东莞市溪榜电子有限公司

COPYRIGHT RESERVED,PLEASE DO NOT COPY.

PART NAME	CONNECTOR			DRAWING	Y,C,ZHANG	DWG.No.	SBICL
PART NO.	USB 3.1 TYPE C 24PIN母座立式15.0H			CHECK	G.C.Chen	REV.	A1
UNIT : mm	TOLERANCE OTHERWISE	UP TO 5 ±0.2 ABOVE 5~30 ±0.3 ABOVE 30 ±0.5 ANGLE ±3°	ANGLE 0°±3°	APPROVAL		DATE	
				SCALE	2:1	PAGE	1 OF 1