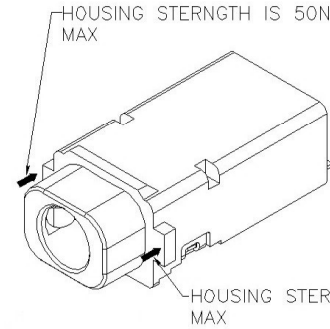
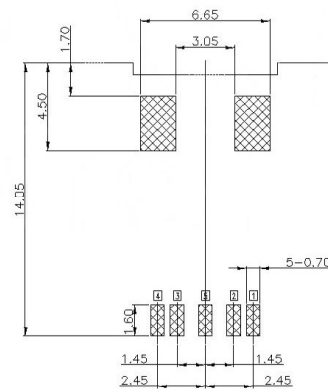
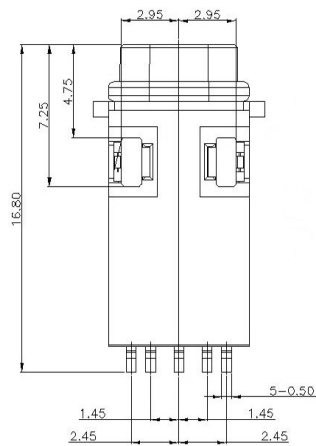
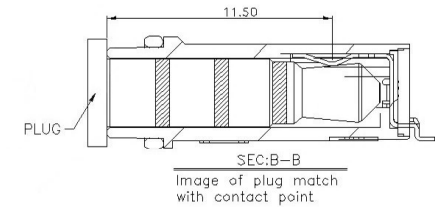
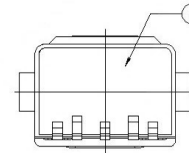
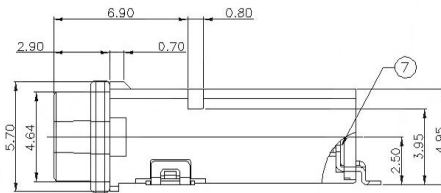
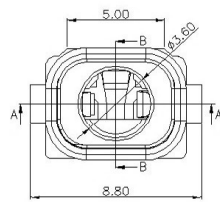


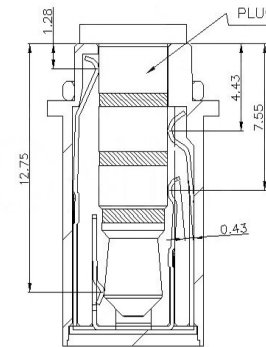
注:防水圈不用组装在产品上,要与产品配套单独出货。
 Note:Waterproof ring need not assembled on the product, to form a complete set of product shipped separately.



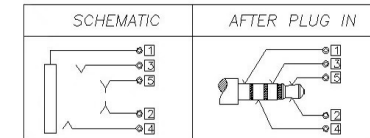
- SPECIFICATIONS:
- INSULATION RESISTANCE:A VOLTAGE OF 500V D.C. SHALL BE APPLIED TO THE TERMINALS, AFTER WHICH MEASUREMENT SHALL BE MADE. A GAUGE FOR THE MEASUREMENT SHALL BE USED THE INSULATEDGAUGE.
 - CONTACT RESISTANCE:30mΩ OR LESS
 - VOLTAGE PROOF:500V AC FOR ONE MINUTE
 - DURABILITY: 5,000 INSERTION/REMOVAL CYCLES(MINIMUM)
 - INSETION FORCE:0.6KGF~2.0KGF
 - WITHDRAWAL FORCE:0.6KGF~2.0KGF
 - WATER PROOFNESS: This product is based on IPX5/7 of the JIS Standard.
 - USING PLUG: $\phi 3.5\text{MM}$, 4-POLE STEREO EARPHONE(LCH/RCH/GND/MIC) PROVIDED THAT THEY CONFORM TO JIS C6560
 - HOUSING STERNGTH IS 50N MAX



Recommended PCB Layout
 Tolerance: ± 0.1 (Top view)



SEC:A-A
 Image of plug match with contact point



	SCHEMATIC	AFTER PLUG IN		
10	Oval ring			
9	BOND			
8	TERMINAL			Au PLATED
7	COVER	HIGH TEMP	BLACK	UL 94V-0
6	HOUSING	HIGH TEMP	BLACK	UL 94V-0
5	TERMINAL 5	COPPER ALLOY		Au PLATED
4	TERMINAL 4	COPPER ALLOY		Au PLATED
3	TERMINAL 3	COPPER ALLOY		Au PLATED
2	TERMINAL 2	COPPER ALLOY		Au PLATED
1	TERMINAL 1	COPPER ALLOY		Au PLATED

MARK	DESCRIPTION	DATE	REVISED	APPROVED	UNSPECIFIED TOLERANCES	DSND	DATE	SCALE: N/A	MODEL TYPE: 3.5 PHONE JACK		
△X					ANGLAR		DATE	VIEW:	PART NO.:		
△X					X.X	±5°	DATE	UNIT: mm	DWG NO.:		
△X					X.XX	±0.2mm	DATE	SIZE: A4	PJ-3255		
△X					X.XXX	±0.1mm	DATE				
MARK						±0.05mm	DATE				
REVISIONS						UNSPECIFIED TOLERANCES			WEIGHT	SHEET	REVISION
									1.0g	1/1	A0