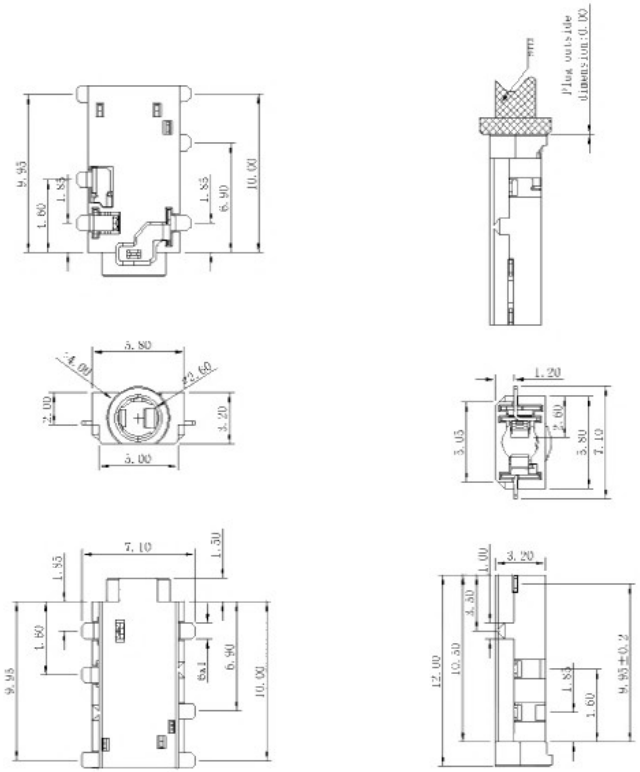

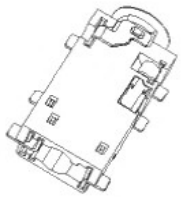

3D VIEW

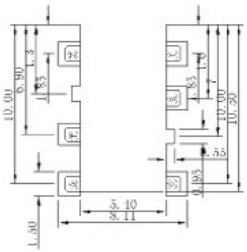

P.C.B LAYOUT TOP VIEW

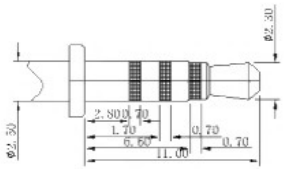

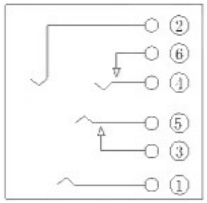

SCHEMATIC

(*8.50mm 1 POLE PLUG DETAIL DRAWING)

NOTES:

1. REFER TO GWS025, REQUEST OF THE SPECIFICATION:
   (1) CONTACT RESISTANCE: 50mΩ MAX.;
   (2) INSULATION RESISTANCE: 100MΩ MIN.;
   (3) DIELECTRIC WITHSTANDING: 500V AC MIN.;
   (4) DURABILITY: SEE TABLE B;
   (5) CONNECTOR MATING FORCES: 2.91~29.1N (0.3~3.00Kgf);
   (6) CONNECTOR UNMATING FORCES: 2.91~29.1N (0.3~3.00Kgf);

	MATERIAL	PLATING
terminal 1	Phosphor Bronze	Gold
terminal 2	Phosphor Bronze	Gold
terminal 3	Phosphor Bronze	Gold
terminal 4	Phosphor Bronze	Gold
terminal 5	Phosphor Bronze	Gold
terminal 6	Phosphor Bronze	Gold
plastic	High Temp. Thermoplastic	

MARK	DESCRIPTION	DATE	REVISED	APPROVED		
					ANGLAR	±5°
△X					X.X	±0.2mm
△X					X.XX	±0.1mm
△X					X.XXX	±0.05mm
REVISIONS					UNSPECIFIED TOLERANCES	

DSND		DATE		SCALE: N/A	MODEL TYPE: 2.5 PHONE JACK
DWN		DATE		VIEW:	PART NO.:
CHKD		DATE		UNIT: mm	DWG NO.:
APPD		DATE		SIZE: A4	

东莞市溪榜电子有限公司

WEIGHT	SHEET	REVISION
1.0g	1/1	A0