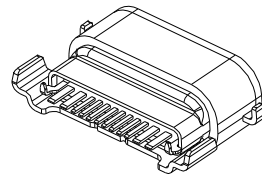
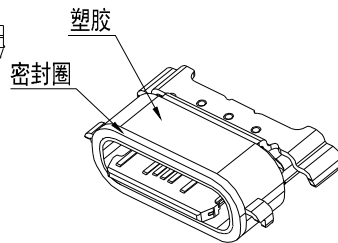
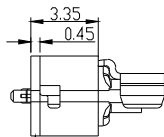
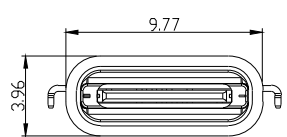


RECOMMENDED PCB LAYOUT(TOP VIEW)
THICKNESS 0.8±0.10MM;DEFAULT TOLERANCE:±0.05



加防水圈示意图

NOTES:

1.MATERIAL:

- 1.1 HOUSING:SEE TABLE ORDERING INFORMATION
- 1.2 CONTACTS:Copper Alloy(C7025)
- 1.3 SHELL:Stainless steel

2.ELECTRICAL CHARACTERISTICS:

- 2.1 CONTACTRESISTANCE:40mΩ Max FOR INTIAL.10mΩ CHANGE AFTER TEST. MEASURE at 20mv, 100mA.
- 2.2 CONTACT CURRENT RATING:3A FOR VBUS PIN;1.25A FOR VCONN and GND PIN;0.25A FOR all THE OTHER PIN.
- 2.3 CLTAGE RATING:30V
- 2.4 DIELECTRIC WITHSTANDING VOLTAGE:100 V R.M.S.
- 2.5 INSULATION RESISTANCE 100 MEGOHMS MIN

3.MECHANICAL PERFORMANCE:

- 3.1 INSERT FORCE:0.51-2.04Kg
- 3.2 EXTRACT FORCE:0.82-2.04Kg
- 3.3 AFTER DURABILITY:0.61-2.04Kg
- 3.4 DURABILITY:10000 CYCLES

4.EVIRONMENTAL:

- 4.1 OPERATION TEMPERATURE : -20°C to +85°C

A12	A11	A10	A9	A8	A7	A6	A5	A4	A3	A2	A1
			VBUS		D-	D+	Vconn	VBUS			GND
GND			VBUS	Vconn	D+	D-		VBUS			
B1	B2	B3	B4	B5	B6	B7	B8	B9	B10	B11	B12
5	中间片		-----		1PCS	SUS304-1/2H					T=0.15mm, 素材
4	护套壳子		-----		1PCS	SUS304-1/2H					T=0.30mm镀锌, 盐雾48H最小
3	MODING弹子		-----		2PCS	LCP/C7025					LCP黑色, 半金雾锡1U"
2	端子		-----		2PCS	C7025					T=0.15mm镀半金锡1U"
1	拉伸壳子		-----		1PCS	SUS316L					T=0.20mm镀锌
No.	Part Name		Part No.		QTY	Material					Remark

东莞市溪榜电子有限公司
DONG GUAN XIBANG ELECTRONICS CO., LTD.

TOLERANCE: X X ±0.30 X X ±0.20 X XXX ±0.10 X . ±0.10 X . ±0.05 X . ±0.02	DRAWN BY :	DATE :	PART NAME: TYPE-C12P防水 四脚沉板L7.65外露1.0	
	CHECKED BY :	DATE :	PART NO.	SEE TABLE
	APPROVED BY :	DATE :	MOLD NO.	
UNIT: mm [inch] SCALE:1:1 SIZE: A4		2015.08.18	DRAW NO:	
		2015.08.18	SHEET NO.	1 OF 1