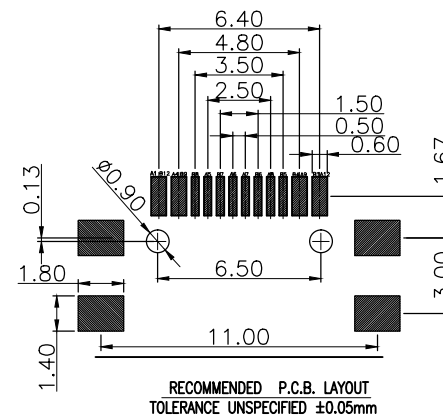




PIN ASSIGNMENT:

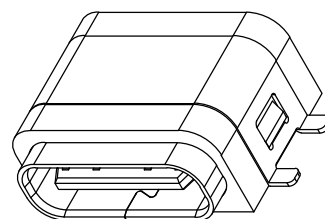
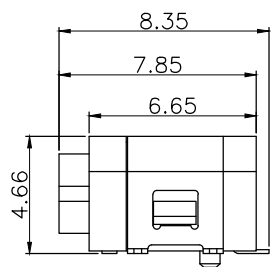
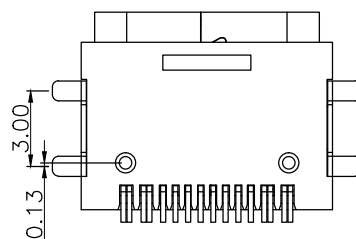
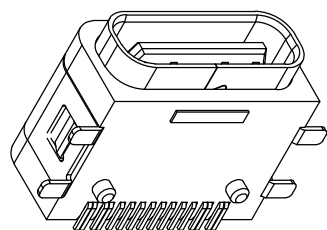
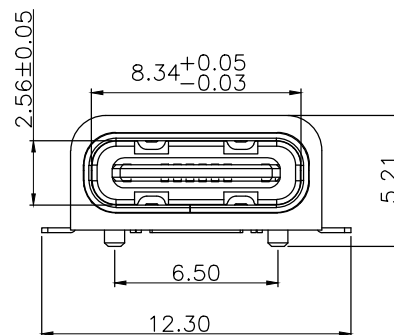
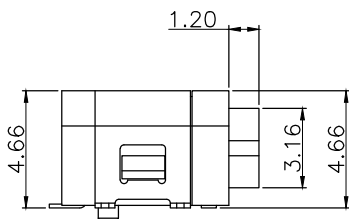
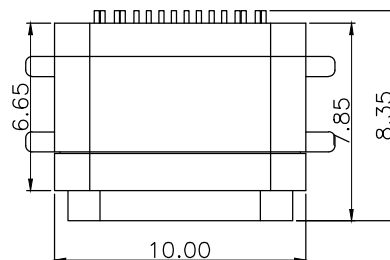
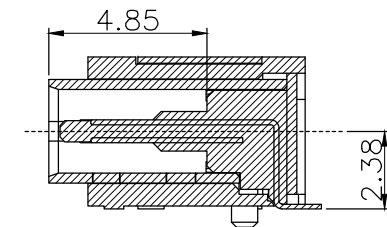
Pin No.	Signal Name	Pin No.	Signal Name
A1	CND	B12	CND
A2		B11	
A3		B10	
A4	VBUS	B9	VBUS
A5	CC1	B8	SBU2
A6	D+	B7	D-
A7	D-	B6	D+
A8	SBU1	B5	CC2
A9	VBUS	B4	VBUS
A10		B3	
A11		B2	
A12	CND	B1	CND



NOTES:

SPECIFICATION:

1. CURRENT RATING: 5A MAX
2. VOLTAGE: 100 VAC
3. TEMPERATURE RANGE: $-40\text{ }^{\circ}\text{C} \sim 85\text{ }^{\circ}\text{C}$
4. CONTACT RESISTANCE: 40 MILLIONHM MAX
5. INSULATION RESISTANCE: 100 MEGOHMS MIN.
6. INSERTION FORCE : 5N~20N
7. UNMATING FORCE: 8N~20N
8. DURABILITY: 10,000 CYCLES
9. Water Resistance: IPX7



东莞市溪榜电子有限公司
DONG GUAN XIBANG ELECTRONICS CO., LTD.

TOLERANCE: X.X ±0.30 X.XX ±0.20 X.XXX ±0.10 X.XX ±0.10 X.X ±0.05 X.X ±0.05	DRAWN BY :	DATE :	PART NAME:	
			2015.08.18	TYPE-C 16P防水四脚贴板L7.85
	CHECKED BY:	DATE :	PART NO.	SEE TABLE
		2015.08.18	MOLD NO.	
	APPROVED BY:	DATE :	DRAW NO:	
		2015.08.18	SHEET NO.	1 OF 1

UNIT: mm [inch]
SCALE: 1:1 SIZE: A4