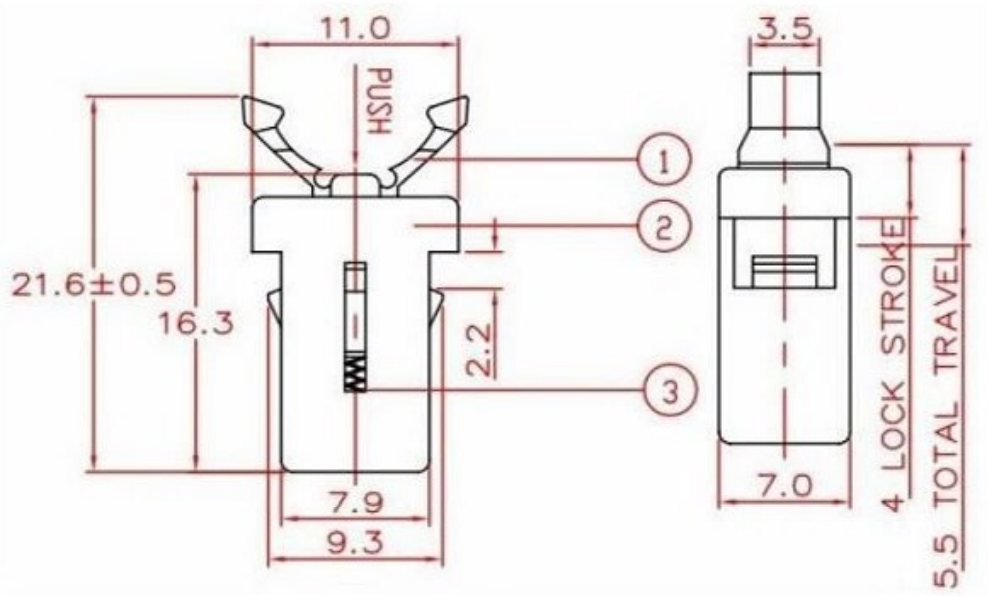
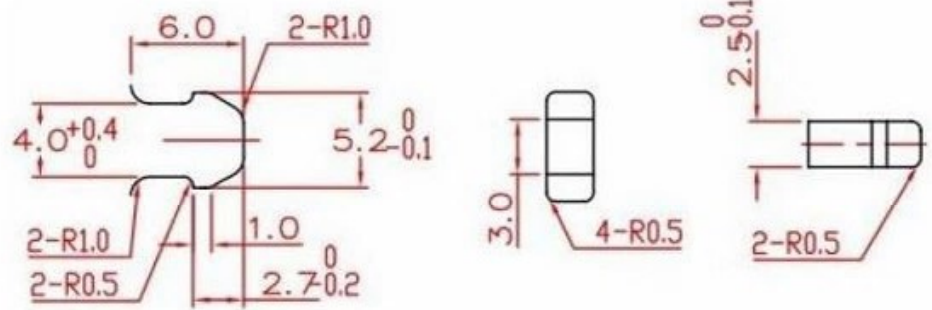
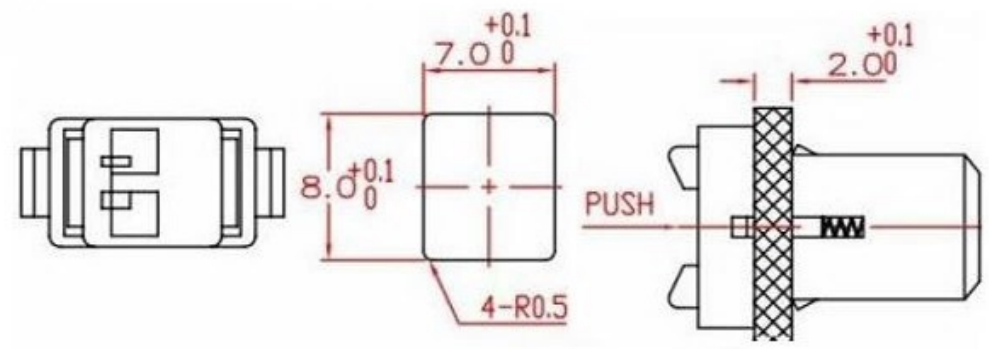


REVISION A RoHS

SYMB	REVISION	DATE	APVD.



TITLE	DOOR LATCH SWITCH	DRAWN	TOLERANCE OTHERWISE UNLESS SPECIFIED	8					
PART NO.		CHECKED	UP TO 5	±0.2	7				
DRAW NO.	DL1	APPROVED	ABOVE 5 ~ 30	±0.3	6				
SCALE: 2:1	UNIT: mm	DATE:	ABOVE 30 ~ 50	±0.4	5				
			ABOVE 50	±0.5	4				
			ANGLE	±3'	3	SPRING	SUS	1	NI PLATED
					2	HOUSING	POM	1	BLACK
					1	SLIDER	PA12	1	BLACK
					NO.	PARTS	MATERIAL	QTY.	FINISHING