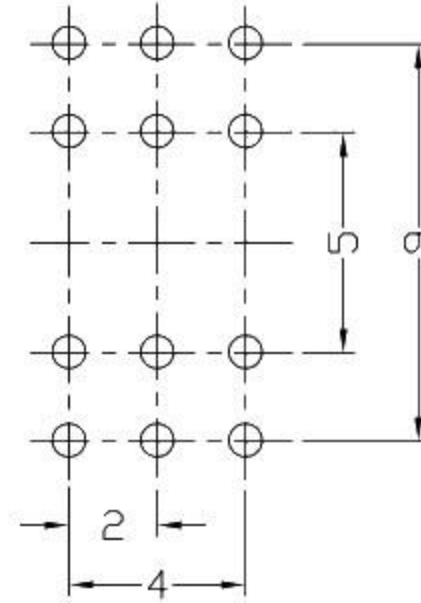
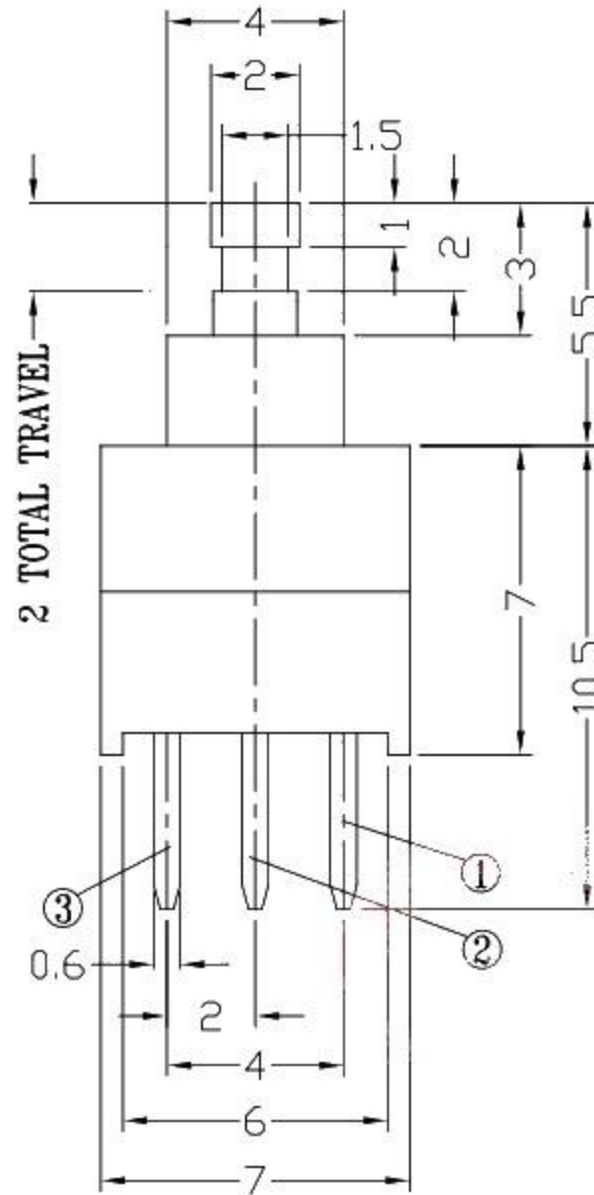
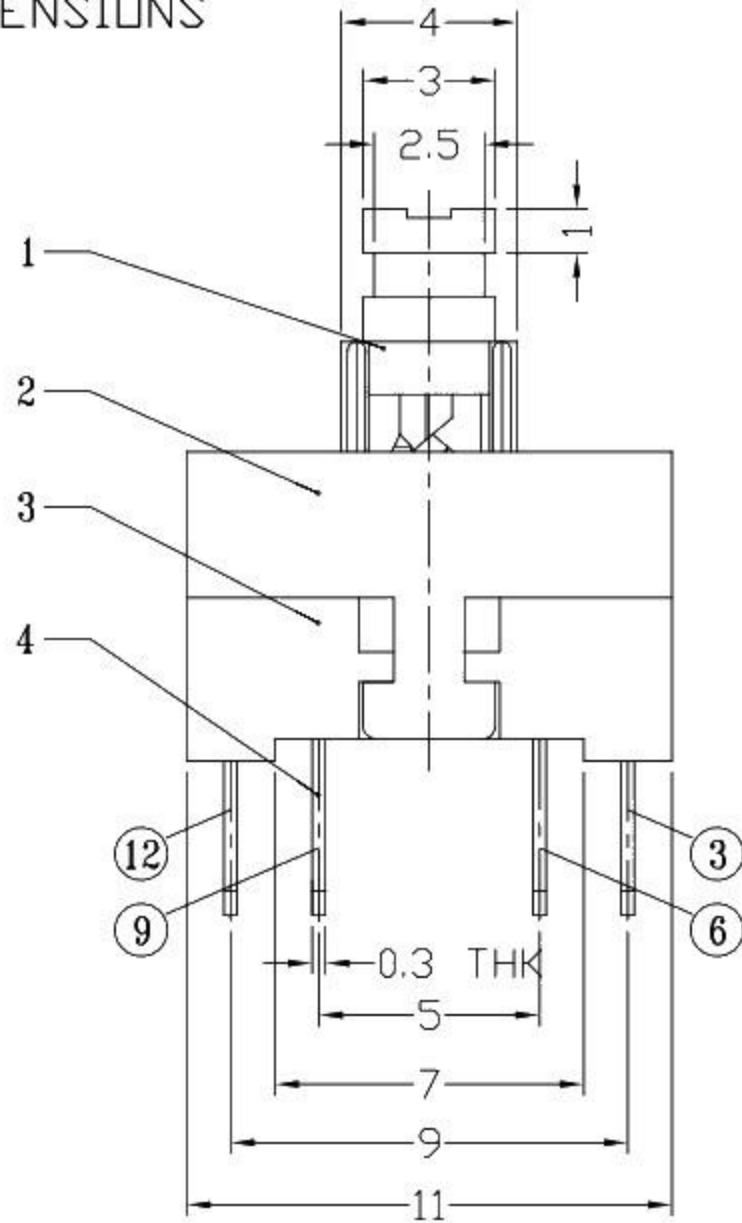




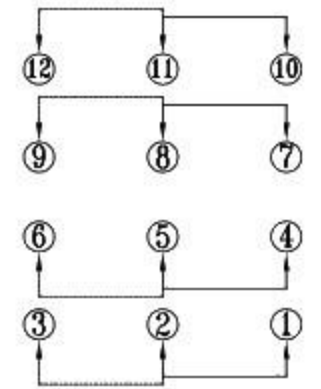
RoHS
Compliant
2002/95/EC

REV.	ECN.	NO.	APPD.

DIMENSIONS



P.C.B LAYOUT



CIRCUIT DIAGRAM

ELECTRO-MECHANICAL CHARACTERISTICS

Refer to additional specifications

RATING	DC30V 0.1A
CIRCUIT	4P2T
CONTACT RESISTANCE	70mΩ MAX.
TIMING	NON-SHORTING
OPERATING MODE	NON-LOCK
STROKE	FULL 2.0mm
OPERATING FORCE	250±100gf
OPERATING LIFE(cycles)	10,000

NO	PARTS	MATERIAL	QTY	FINISHING	UNITS	mm
6	SPRING	SUS	1	NATURAL	WITHIN 1.5mm:	±0.1mm
5	CONTACT CLIP	PBS C5210R-EH	4	Ag CLAD	OVER 1.5mm:	±0.2mm
4	TERMINAL	PBT/BRASS STRIP	4	BLACK/Ag PLATED OVER Ni PLATED		
3	CASE	PA66	1	BLACK		
2	COVER	PDM	1	BLACK		
1	KNOB	PDM	1	WHITE		
NO	PARTS	MATERIAL	QTY	FINISHING		

THESE DRAWINGS AND SPECIFICATIONS ARE THE PROPERTY OF ACCURATE INNOVATION INC AND SHALL NOT BE REPRODUCED, COPIED OR USED IN ANY MANNER WITHOUT THE PRIOR WRITTEN CONSENT OF ACCURATE INNOVATION INC.

UNITS	mm
MAT'L	SEE NOTE
FINISH	SEE NOTE
Q'TY	

东莞市溪榜电子有限公司

TITLE:	PUSH SWITCH / VERTICAL	PART NO.:	
DR:	Ricky 2015/03/23	DWG NO.:	
CHKD:	Ricky 2015/03/23	SCALE	4:1
APPD:		SHEET	1/1
		REV.	A
		CUSTOMER DRAWING	