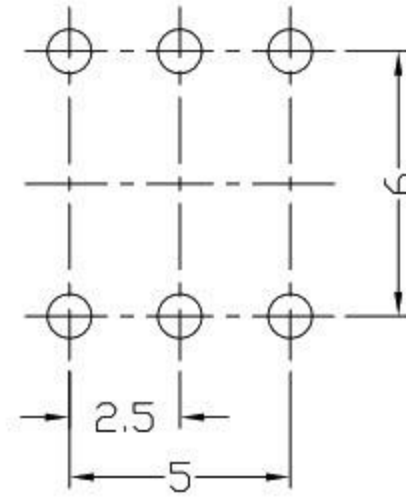
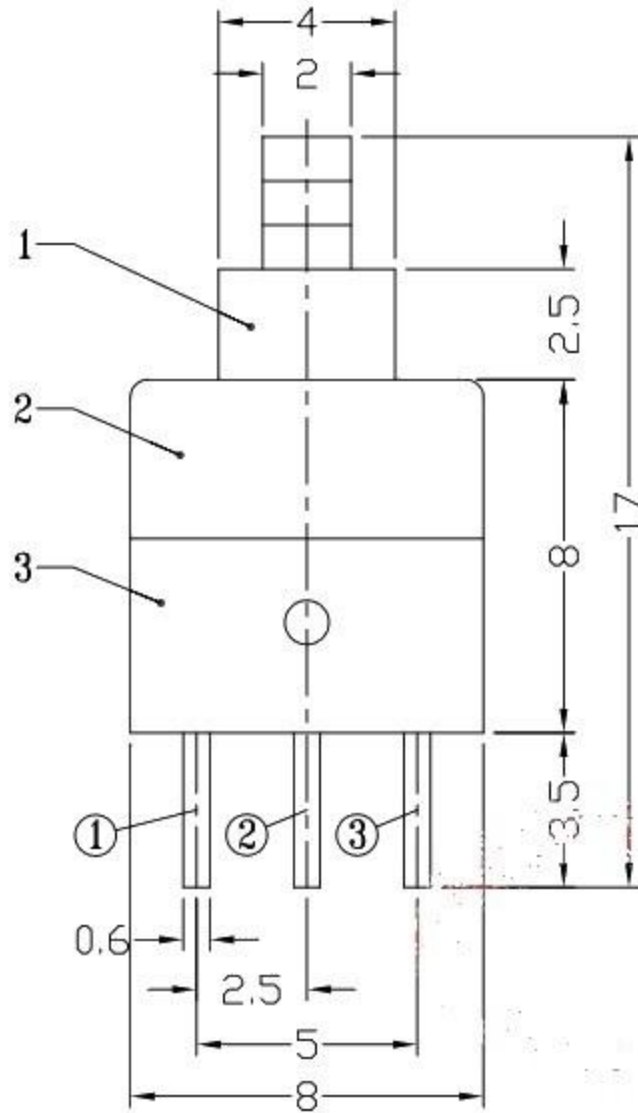
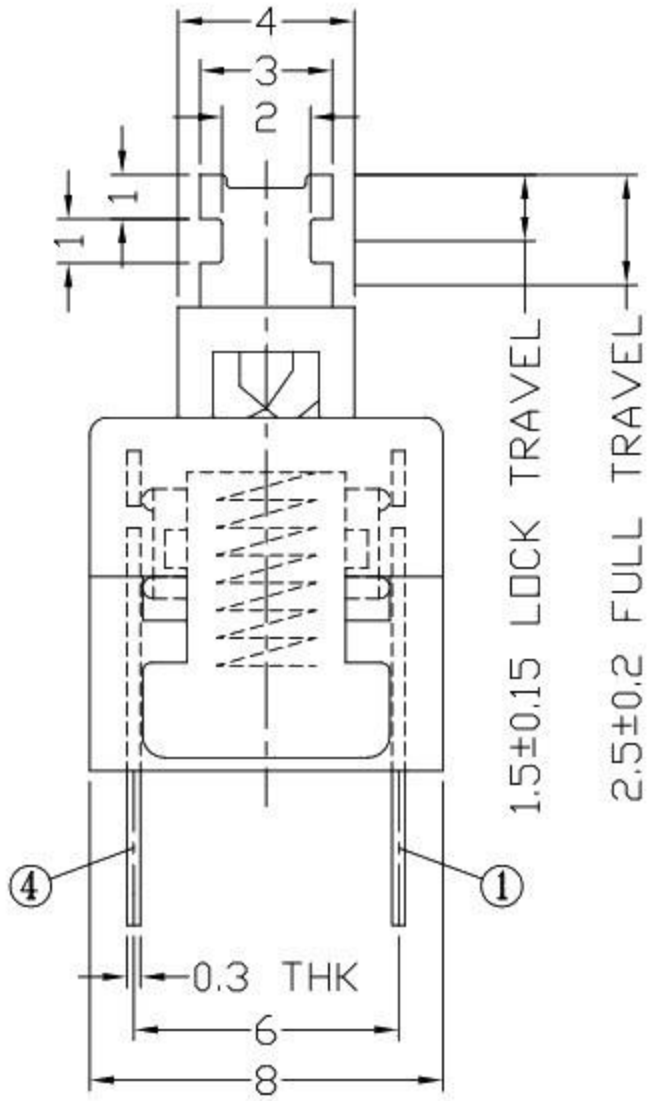




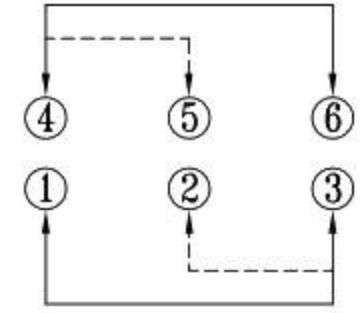
RoHS
Compliant
2002/95/EC

REV.	ECN. NO.	APPD.

DIMENSIONS



P.C.B LAYOUT
BOTTOM VIEW



CIRCUIT DIAGRAM

ELECTRO-MECHANICAL CHARACTERISTICS

Refer to additional specifications

RATING	DC30V 0.1A
CIRCUIT	2P2T
CONTACT RESISTANCE	50mΩ MAX.
TIMING	NON-SHORTING
OPERATING MODE	SELF-LOCK
	NON-LOCK
STROKE	FULL 2.5mm LOCK 1.5mm
OPERATING FORCE	200±100gf
OPERATING LIFE(cycles)	10,000

NO	PARTS	MATERIAL	QTY	FINISHING		UNITS
6	SPRING	SEE SPRING CHART	1	NATURAL	WITHIN 1.5mm: ±0.1mm	mm
5	CONTACT	PBS C5210R-EH	2	Ag CLAD	OVER 1.5mm: ±0.2mm	MAT'L
4	CAM STICK	SUS WIRE	1	WASHING		SEE NOTE
3	CASE	PBT 3310/BRASS STRIP	1	BLACK/Ag PLATED OVER Ni PLATED		FINISH
2	COVER	PDM	1	WHITE		SEE NOTE
1	KNOB	PDM	1	BLUE		Q'TY
NO	PARTS	MATERIAL	QTY	FINISHING		

THESE DRAWINGS AND SPECIFICATIONS ARE THE PROPERTY OF ACCURATE INNOTECH INC AND SHALL NOT BE REPRODUCED, COPIED OR USED IN ANY MANNER WITHOUT THE PRIOR WRITTEN CONSENT OF ACCURATE INNOTECH INC.

东莞市溪榜电子有限公司

TITLE: PUSH SWITCH / VERTICAL PART NO.:
 DR: *Ricky* 2014/05/06 DWG NO.:
 CHKD: *Ricky* 2014/05/06
 APPD: SCALE SHEET REV. CUSTOMER DRAWING
 4:1 1/1 A