RoHS

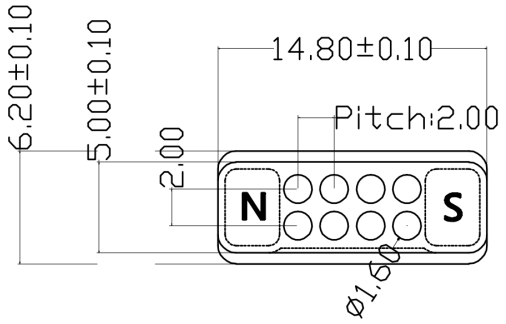


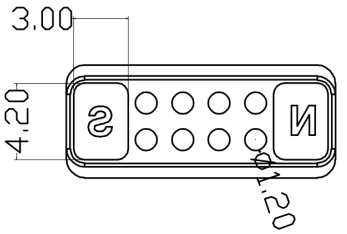


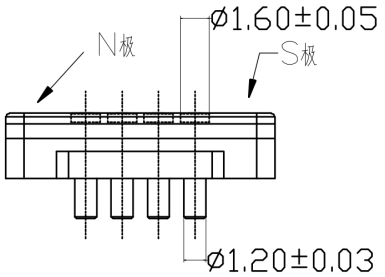




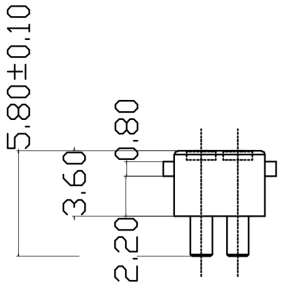





图为焊盘位置和大小

NOTE
1.Material
Plunger: Brass
Barrel: Brass
Spring: SUS
Housing: PA46
2.Plating
Plunger: Au over NI
Barrel: Au over NI
3.Electrical
Rated current & voltage: DC 12V; 2.0A Max.
4.Mechanical
Spring force: 60g±20% at normal working height
Durability: 10,000 cycles(minimum)
5.To ensure the best usage,please operateit based on the working height Based on the engineering drawings,shall not exceed the maximum allowed compression
6.To avoid arcing issue, The adaptor startto power supply after connector mated fully.

| ITEM NO. | DESCRIPTION | DRAWN | DATE |
|---|---|---|---|
| | | | |

东莞市溪榜电子有限公司
DONG GUAN XI BANG ELECTRONI CS CO., LTD.
Switch Connector

| TOLERANCE UNLESS OTHERWISE STATED : | Up to 5 ±0.2<br>Above 5 ~ 15 ±0.3<br>Above 15 ~ 30 ±0.4<br>Above 30 ~ 50 ±0.5<br>Angle ±0.3° | 3RD. ANGEL'S | | UNITS | MM |
|---|---|---|---|---|---|

| | | | | | | | |
|---|---|---|---|---|---|---|---|
| DRAWN BY: Jack Lu | DATE 04/01/21 | MAT'L | | TITLE | CONNECTOR | | |
| CHECKED BY: Jacky Chen | DATE 04/01/21 | FINISH | | MODLE | POGO PIN | | |
| APPROVED BY: Tony Kao | DATE 04/01/21 | SCALE | 1 : 1 | DWG NO. | XB-PGC-CT-M-200-8P | SIZE | A4 |
| | | SHEET NO. | 1 of 1 | PART NO. | Magnetic PoGo Pin | VER | R |