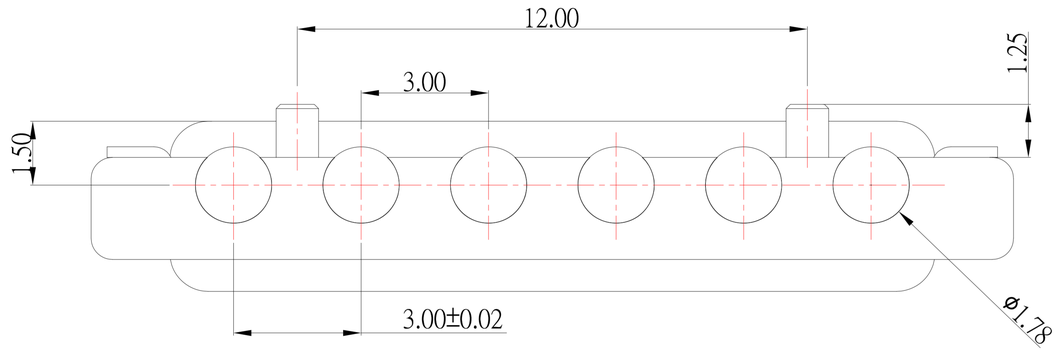

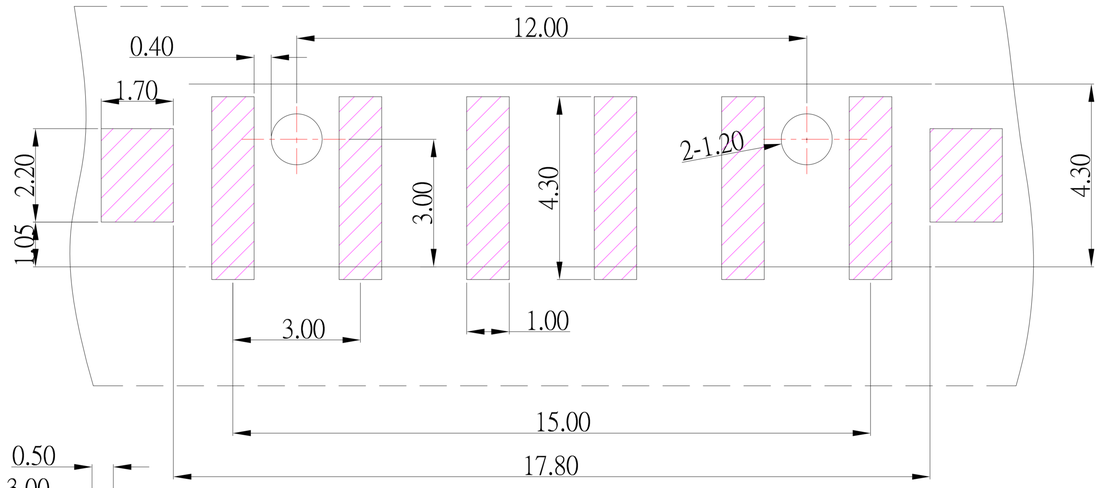

RECOMMEND PCB LAYOUT

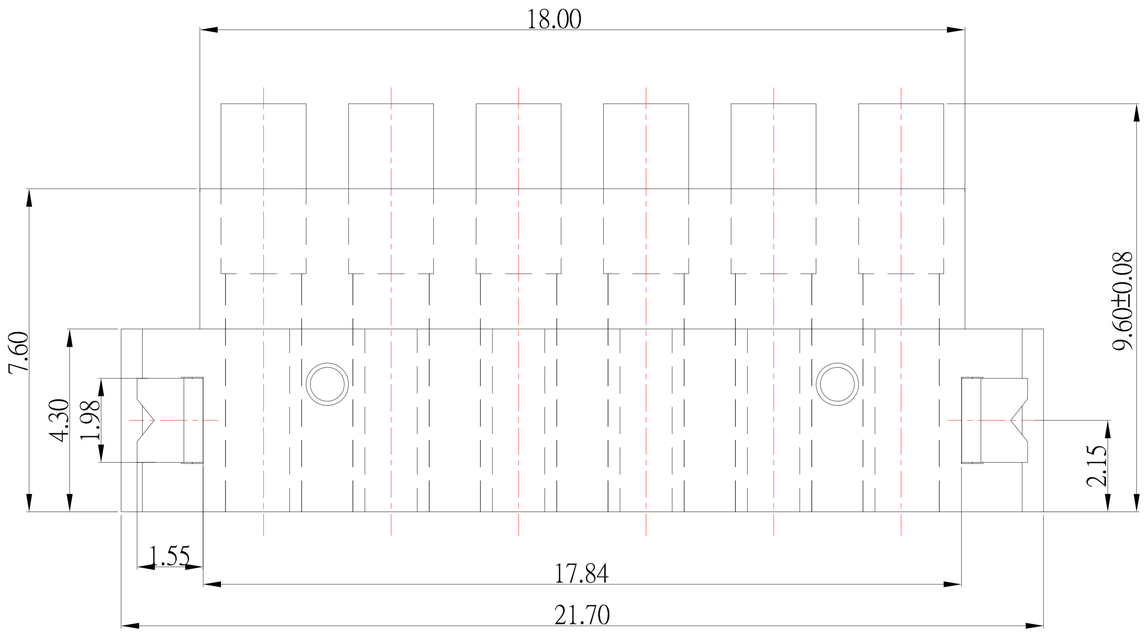

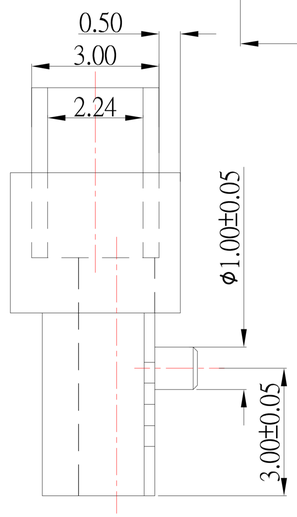

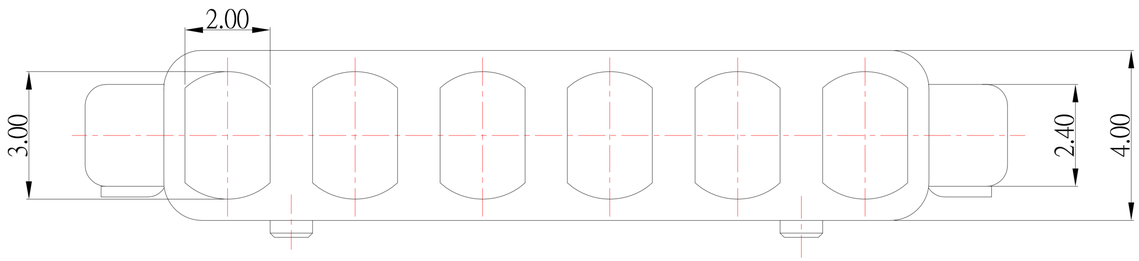

NOTE
1.Material
Brass
2.Plating
Au over NI
3.Electrical
Rated current & voltage: DC 12V; 1.0A Max.
4.To ensure the best usage,please operateit based on the working height Based on the engineering drawings,shall not exceed the maximum allowed compression
5.To avoid arcing issue, The adaptor startto power supply after connector mated fully.

ITEM NO.	DESCRIPTION	DRAWN	DATE
2	新增尺寸	Jack	122817
1	更新圖面	Jack	122717

东莞市溪榜电子有限公司
DONG GUAN XI BANG ELECTRONI CS CO., LTD.
Switch Connector

TOLERANCE UNLESS OTHERWISE STATED : Up to 5 ±0.2; Above 5 ~ 15 ±0.3; Above 15 ~ 30 ±0.4; Above 30 ~ 50 ±0.5; Angle ±0.3°

3RD. ANGEL'S | UNITS | MM

DRAWN BY: Jack Lu	DATE 12/28/17	MAT'L	
CHECKED BY: Jacky Chen	DATE 12/28/17	FINISH	
APPROVED BY: Tony Kao	DATE 12/28/17	SCALE	1 : 1
		SHEET NO.	1 of 1

TITLE	CONNECTOR		
MODLE	POGO PIN		
DWG NO.	PGC-3096-6P-S353	SIZE	A4
PART NO.	PGC-3096-6P-S353	VER	R2