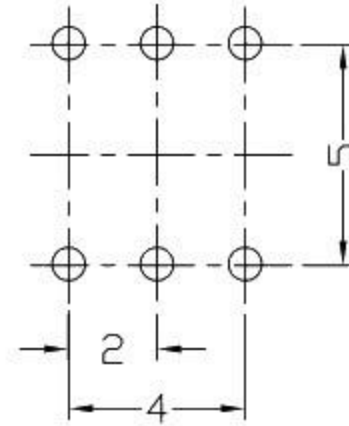
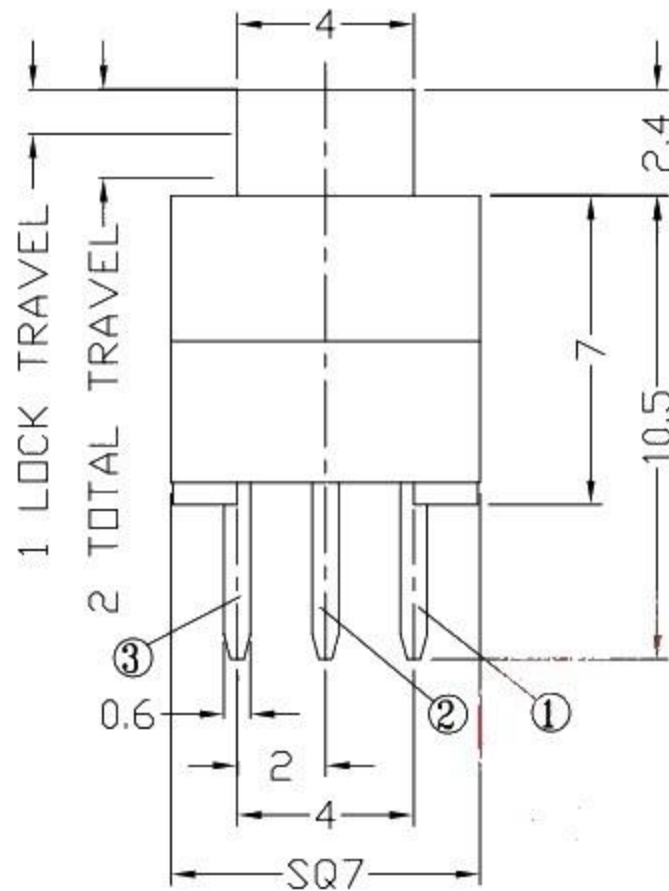
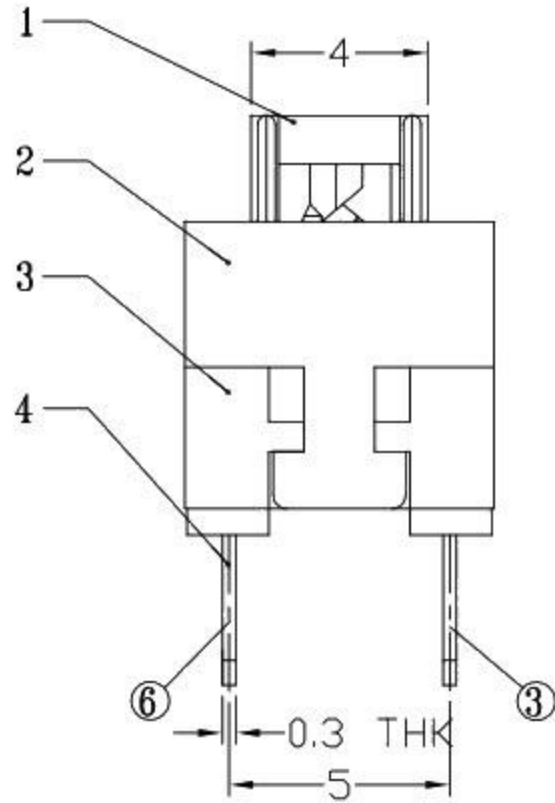




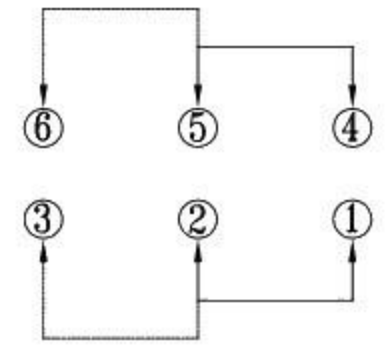
RoHS
Compliant
2002/95/EC

REV.	ECN.	NO.	APPD.

DIMENSIONS



P.C.B LAYOUT
TOP VIEW



CIRCUIT DIAGRAM

ELECTRO-MECHANICAL CHARACTERISTICS

Refer to additional specifications

RATING	DC30V 0.1A	
CIRCUIT	2P2T	
CONTACT RESISTANCE	30mΩ MAX.	
TIMING	NON-SHORTING	
OPERATING MODE	SELF-LOCK	
	NON-LOCK	
STROKE	FULL 2.0mm	LOCK 1.0mm
OPERATING FORCE	150±50gf	250±100gf
OPERATING LIFE(cycles)	10,000	

NO	PARTS	MATERIAL	QTY	FINISHING
7	SPRING	SUS	1	NATURAL
6	CONTACT CLIP	PBS C5210R-EH	2	Ag CLAD
5	CAM STICK	SUS	1	NATURAL
4	TERMINAL	PBT+94V0+F.G/BRASS STRIP	2	BLACK/Ag PLATED OVER Ni PLATED
3	CASE	PBT+94V0+F.G	1	BLACK
2	COVER	POM	1	WHITE
1	KNOB	POM	1	AS PER IPO

WITHIN 1.5mm: ±0.1mm
OVER 1.5mm: ±0.2mm

THESE DRAWINGS AND SPECIFICATIONS ARE THE PROPERTY OF ACCURATE INNOTECH INC. AND SHALL NOT BE REPRODUCED, COPIED OR USED IN ANY MANNER WITHOUT THE PRIOR WRITTEN CONSENT OF ACCURATE INNOTECH INC.

UNITS mm
MAT'L SEE NOTE
FINISH SEE NOTE
Q'TY

东莞市溪榜电子有限公司

TITLE: PUSH SWITCH / VERTICAL PART NO.:
DR: *Ricky* 2015/03/23 DWG NO.:
CHKD: *Ricky* 2015/03/23
APPD: SCALE SHEET REV. CUSTOMER DRAWING
4:1 1/1 A