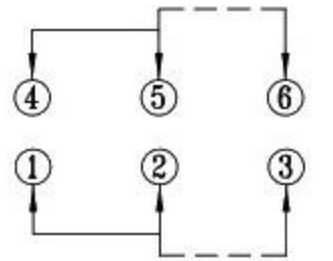
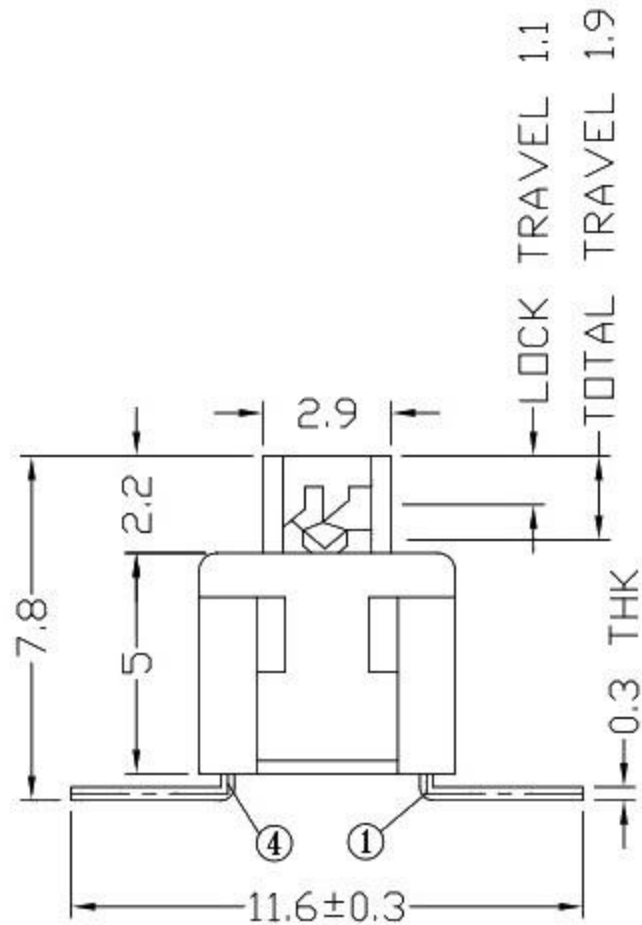




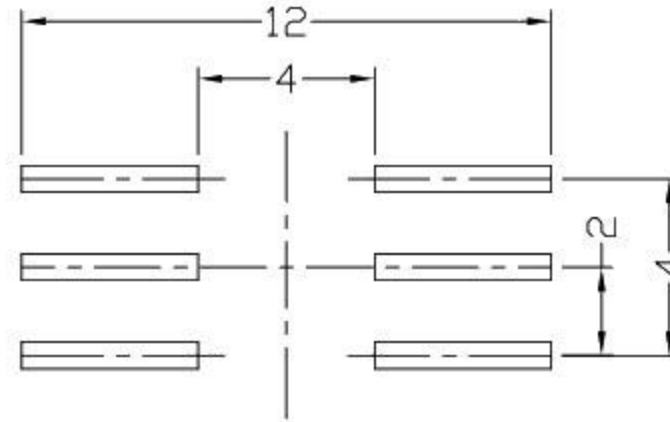
RoHS
Compliant
2002/95/EC

REV.	ECN.	NO.	APPD.

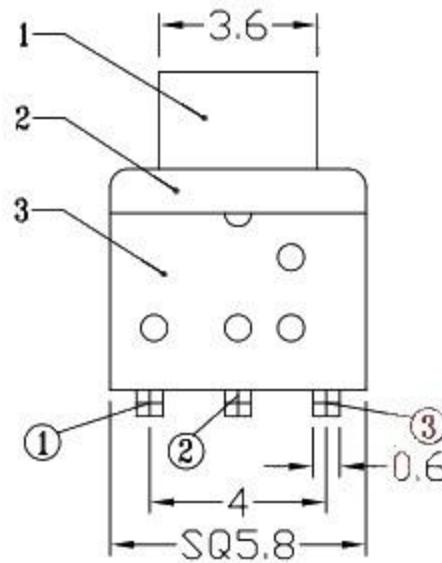
DIMENSIONS



CIRCUIT DIAGRAM



P.C.B LAYOUT



ELECTRO-MECHANICAL CHARACTERISTICS

Refer to additional specifications

RATING	DC12V 0.1A	
CIRCUIT	2P2T	
CONTACT RESISTANCE	70mΩ MAX.	
TIMING	NON-SHORTING	
OPERATING MODE	SELF-LOCK	.
	NON-LOCK	.
STROKE	FULL 1.9mm	LOCK 1.1mm
OPERATING FORCE	150±50gf	250±100gf
OPERATING LIFE(cycles)	10,000	

6					WITHIN 1.5mm: ±0.1mm	UNITS mm
5	CAM STICK	SUS	1	NATURAL	OVER 1.5mm: ±0.2mm	MAT'L
4	SPRING	SUS	1	NATURAL		SEE NOTE
3	CASE	NYLON+F.G/BRASS STRIP	1	GREY/Ag PLATED OVER Ni PLATED		FINISH
2	COVER	POM	1	BLACK		SEE NOTE
1	KNOB	POM/PBS C5210R-EH	1	WHITE/Ag CLAD		Q'TY
NO	PARTS	MATERIAL	QTY	FINISHING		

THESE DRAWINGS AND SPECIFICATIONS ARE THE PROPERTY OF ACCURATE INNOTECH INC AND SHALL NOT BE REPRODUCED, COPIED OR USED IN ANY MANNER WITHOUT THE PRIOR WRITTEN CONSENT OF ACCURATE INNOTECH INC.

东莞市溪榜电子有限公司

TITLE: PUSH SWITCH / VERTICAL PART NO.:

DR: *Ricky* 2015/03/25 DWG NO.:

CHKD: *Ricky* 2015/03/25

APPD:

SCALE	SHEET	REV.	CUSTOMER DRAWING
5:1	1/1	A	