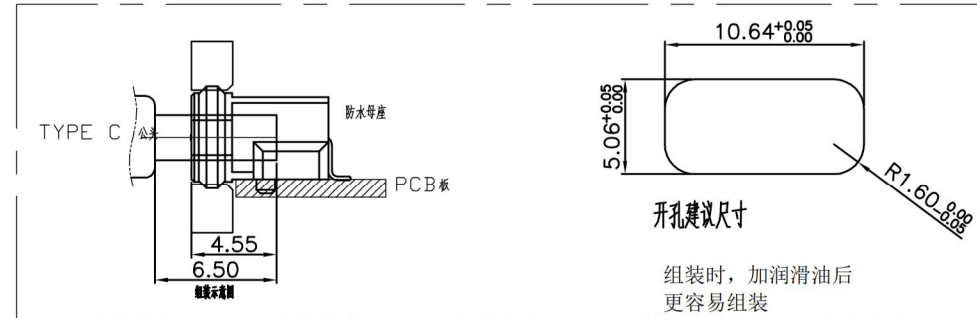
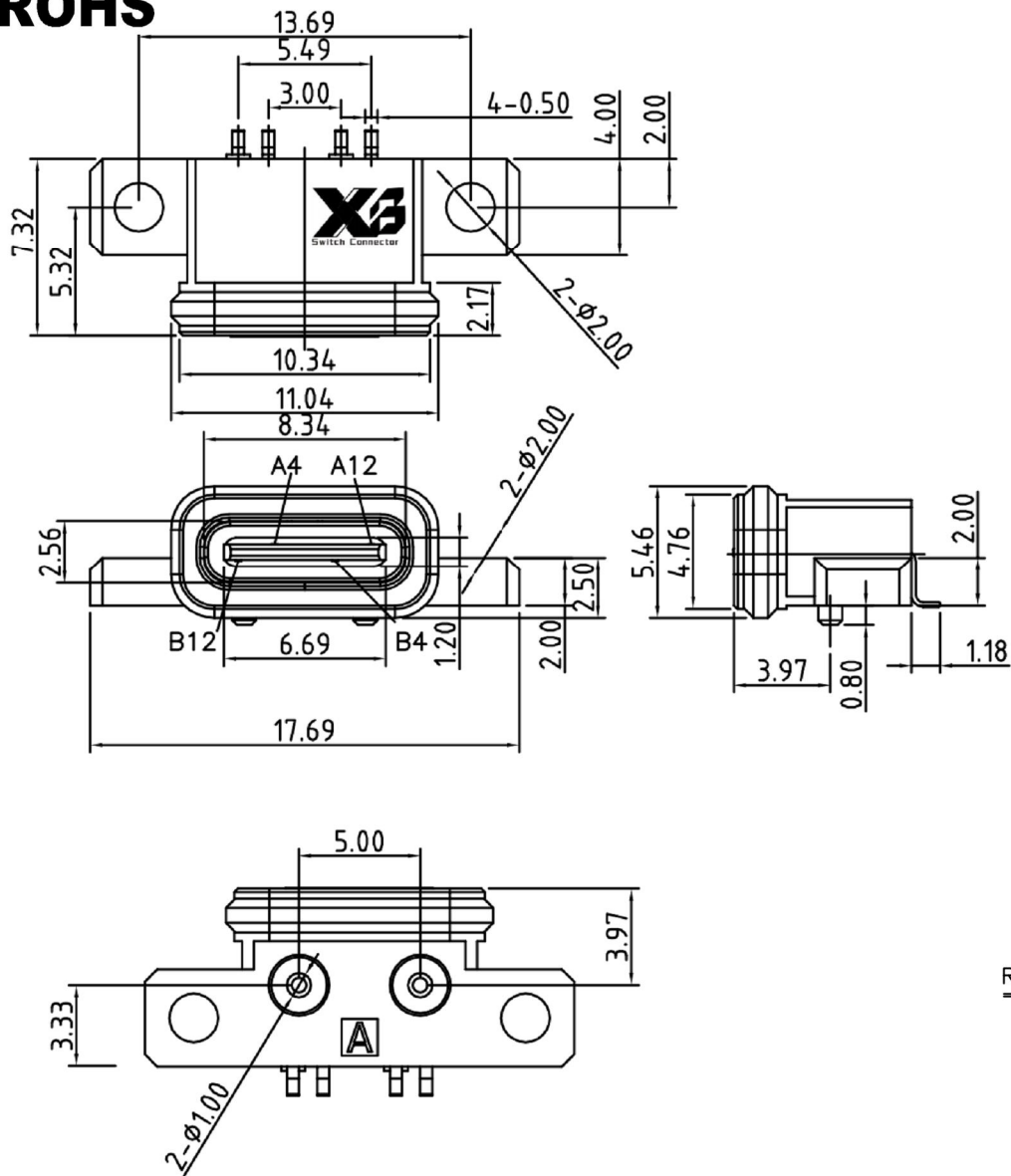


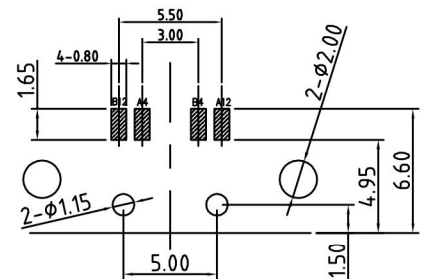
ROHS

REV.	ECN. NO.	APPD.



开孔建议尺寸
 组装时，加润滑油后更容易组装

A4	VBUS	B12	GND
A12	GND	B4	VBUS
PIN	SIGNAL NAME	PIN	SIGNAL NAME



RECOMMENDED PCB LAYOUT(TOP VIEW)
 THICKNESS T=1.0mm
 DEFAULT TOLERANCE+/-0.05

- NOTES:
 SPECIFICATION:
1. CURRENT RATING: 3.0A MAX
 2. DIELECTRIC WITHSTAND VOLTAGE: 100VAC
 3. TEMPERATURE RANGE: -30 °C ~ 85 °C
 4. CONTACT RESISTANCE: 40 MILLIONHM MAX
 5. INSULATION RESISTANCE: 100 MEGOHMS MIN.
 6. INSERTION FORCE : 5N~20N
 7. UNMATING FORCE: 8N~20N
 8. DURABILITY:5000 CYCLES

5	Shell2	1	SUS304 Ni Plating T=0.20mm	Ni40~120u ²
4	Shell1	1	SUS304 Ni Plating T=0.3mm	Ni40~120u ²
3	Housing2	1	LCP(G.F30%)	
2	Contact	4	Phosphor bronze C5210R-EH Au/Ni Plating T=0.20mm	Ni40~160u ² Au CONTACT AREA=3u ² OTHER AREA=6/F
1	Housing	1	PA9T (G.F30%)	
ITEM	PARTNAME	Q'TY	FINISH	NOTE

X.	±0.50	X.*	± 2°	UNITS mm	东莞市溪榜电子有限公司 DONG GUAN XI BANG ELECTRONICS CO., LTD		
.X	±0.30	.X.*	± 1°				
.XX	±0.10	.XX.*	± 0.5°	MAT'L	PART NO. XB-USB-C-4P-1137-IPX7		
.XXX	± 0.05						
THESE DRAWINGS AND SPECIFICATIONS ARE THE PROPERTY OF XI BANG ELECTRONIC TECHNOLOGY CO., LTD. AND SHALL NOT BE REPRODUCED, COPIED OR USED IN ANY MANNER WITHOUT THE PRIOR WRITTEN CONSENT OF XI BANG ELECTRONIC TECHNOLOGY CO., LTD.					FINISH Q'TY	APPD: GAO. PENG CHKD: HE. LONG. FEI DR: PANG. DONG	TITLE: TYPE C 4Pin SMT Type 珠
						DWG NO: XB-USB-C-4P-1137-IPX7	
						SCALE: 1/1 SHEET: 1/2 REV: A1	