

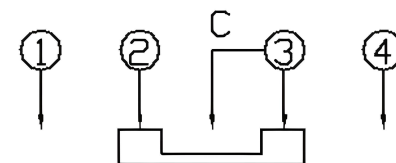
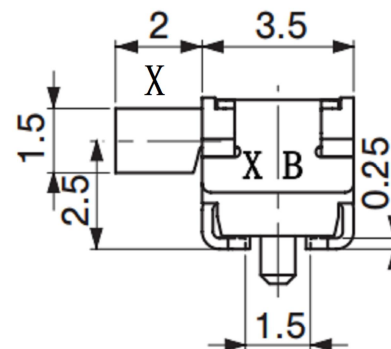
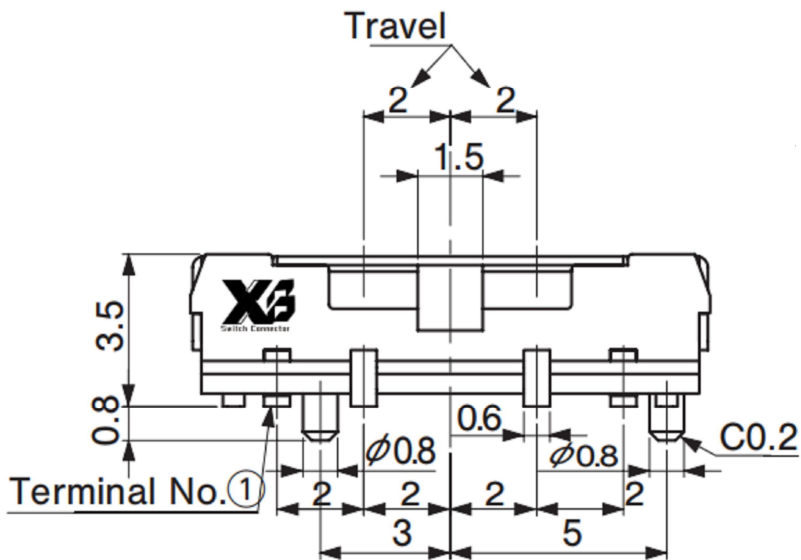


XB-MSK-007T-U

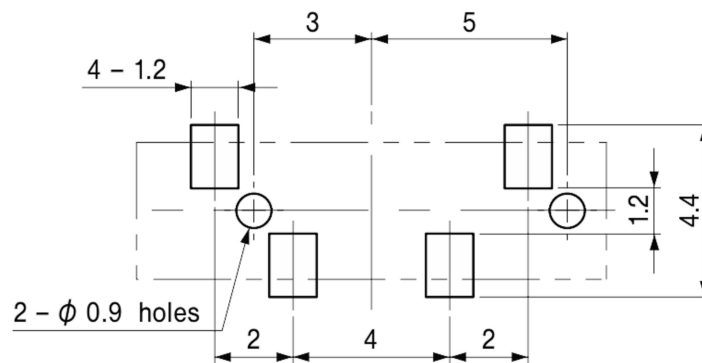
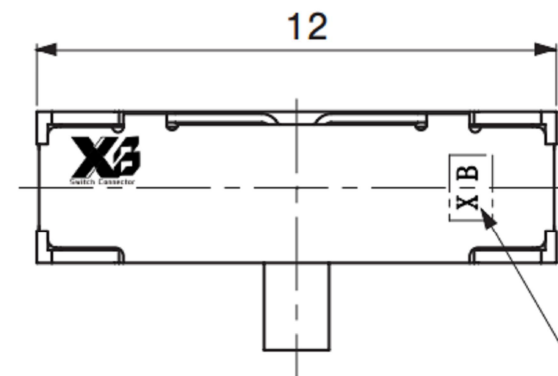
Model No.	X (mm)
Blank	2.0
A	4.0

SLIDER COLOR :

Black : B
White : W



CIRCUIT DIAGRAM



P.C.B LAND PATTERN

SPECIFICATIONS

Rating	100mA, 12V DC
Insulation Resistance	100M Ω Min.
Dielectric Withstanding Voltage	AC 250 V(50Hz)1min
Contact Resistance	100m Ω Max.
Operating Force	200 \pm 70gf
Operating Life	10,000 cycles

NO.	DESCRIPTION	QTY	MATERIAL	PLATING
E	TERMINAL	3	PHOSPHOR BRONZE	Ag plated
D	CLIP	2	PHOSPHOR BRONZE	Ag plated
C	COVER	1	SUS	
B	BASE	1	PA	Black
A	SLIDER	1	PA	Black

MAT'L		TITLE	SWITCH
FINISH		MODLE	SLIDE SWICTH
SCALE	1 : 1	DWG. NO.	XB-MSK-007T-U
SHEET NO.	1 of 1	PART NO.	

XB 东莞市溪榜电子有限公司
DONG GUAN XI BANG ELECTRONI CS CO., LTD.

TOLERANCE UNLESS OTHERWISE STATED :
 Up to 5 ± 0.2
 Above 5 ~ 15 ± 0.3
 Above 15 ~ 30 ± 0.4
 Above 30 ~ 50 ± 0.5
 Angle $\pm 0.3^\circ$

3RD. ANGEL'S

UNITS MM

DRAWN BY: Jack Lu DATE: 09/09/21
 CHECKED BY: Jacky Chen DATE: 09/09/21
 APPROVED BY: Tony Kao DATE: 09/09/21

ITEM NO.	DESCRIPTION	DRAWN	DATE

SIZE A4
VER R