ROHS

REV. LTR.	DESCRIPTION	SIGN	DATE
01	New release.	GAO. PENG	2018.06.05
02	Modification of plating specifications.	HE. LONG. FEI	2018.10.15
03	Modifying dimensional tolerances.	PANG. DONG	2018.12.11

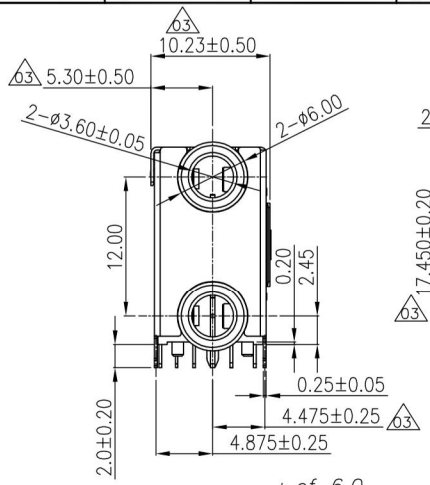

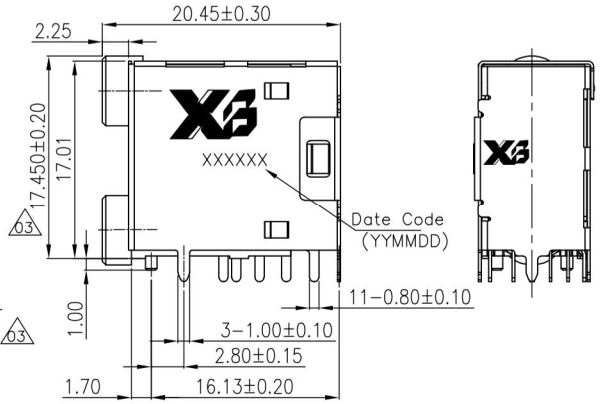

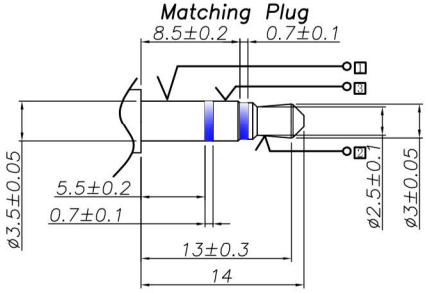

Ordering information:

XB-PJ3229A - R □□ 0A B 00 1

(1) (2) (3) (4) (5) (6) (7)

(1):Series No.

(2):Schematic option:R

(3):Material of housing:
PB=PBT, 9T=PA9T, 10=PA10T

(4):Housing color:
0A=Black

(5):Terminal plating:
02 B=15u'' gold plating on mating area,
70u'' Ni under plating,
for contact 1 2 3 5 6 7 8 9 10 11,
100u''tin on solder tail
for contact 4 ,Gold Flash on solder tail.

(6):Special option:
00=No special option

(7):Packing mode:
1=Reel packing

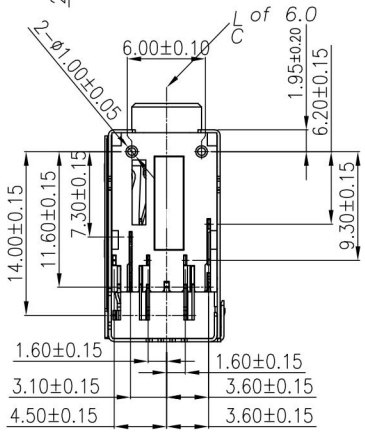

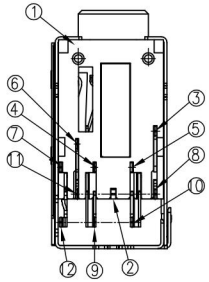

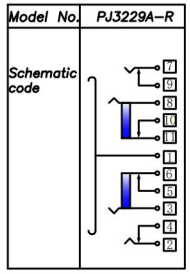

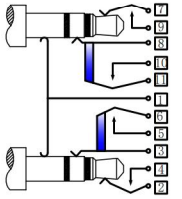

PLUG inserted

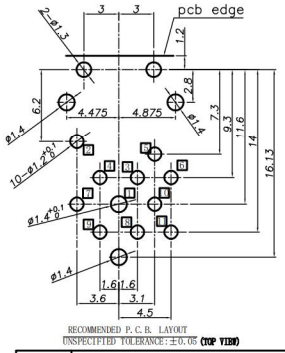



NO.	DESCRIPTION	QTY	MATERIAL	Plating spec
13	Shell	1	C2680-H, 0.25t	Ni 70u'' Min.
12	Transfer terminal 11	1	C5210-EH, 0.25t	Au 15u"Min./Tin(100u"~200u")/Ni 70u''Min.
11	Break terminal 10	1	C2680-H, 0.20t	Au 15u"Min./Tin(100u"~200u")/Ni 70u''Min.
10	Shunt terminal 9	1	C2680-H, 0.25t	Au 15u"Min./Tin(100u"~200u")/Ni 70u''Min.
9	Ring spring 8	1	C5210-EH, 0.20t	Au 15u"Min./Tin(100u"~200u")/Ni 70u''Min.
8	Tip spring-2 7	1	C5210-EH, 0.25t	Au 15u"Min./Tin(100u"~200u")/Ni 70u''Min.
7	Transfer terminal-1 6	1	C5210-EH, 0.25t	Au 15u"Min./Tin(100u"~200u")/Ni 70u''Min.
6	Break terminal-1 5	1	C2680-H, 0.20t	Au 15u"Min./Tin(100u"~200u")/Ni 70u''Min.
5	Shunt terminal-1 4	1	C2680-H, 0.25t	Au 15u"Min./Gold flash/Ni 70u''Min. 02
4	Ring spring-1 3	1	C5210-EH, 0.20t	Au 15u"Min./Tin(100u"~200u")/Ni 70u''Min.
3	Tip spring-1 2	1	C5210-EH, 0.25t 02	Au 15u"Min./Tin(100u"~200u")/Ni 70u''Min.
2	Earth spring 1	1	C5191-EH, 0.40t	Au 15u"Min./Tin(100u"~200u")/Ni 70u''Min.
1	Housing	1	PA10T(R630NH) UL94V-0	

Specification:

1. Rating : DC 30V 0.5A;
2. Contact resistance: ≤30mΩ;
   After test:≤50mΩ
3. Insulation resistance: ≥100MΩ (500VDC);
   After test:≥50MΩ
4. Withstand voltage: 500VAC ;
5. Insertion and extraction force: 3N~30N;
6. life test: 5000cycles min;
7. Operation temperature range: -40℃~105℃;
8. Preservation temperature range: -40℃~85℃;

THIS DOCUMENT IS THE SOLE PROPERTY OF XI BANG ELECTRONICS CO., LTD. AND SHOULD NOT BE USED IN WHOLE OR INPART WITHOUT PRIOR WRITTEN PERMISSION.

UNIT:MM	TOLERANCE		TYPE:	MODEL NO:	DRAWING TYPE:
	DIMENSIONS	ANGLES	ø3.5 PHONE JACK	XB-PJ3229A-R□□0AB001	CUSTOMER DRAWING
	X. ±0.30 .X ±0.20 .XX ±0.10 .XXX±0.05	X ±1° .X ±0.5°		DRAWING No:	SCALE: N/A / VER.: 02 / PAGE: 1/1

DESIGNER BY:

CHECK BY:

APPROVED BY:

东莞市溪榜电子有限公司
Switch Connector DONG GUAN XI BANG ELECTRONICS CO.,LTD