

XB-FPC -1014 D R 25 -XX X XX 01

XB connector

Series No

Termipoint
D-DIP

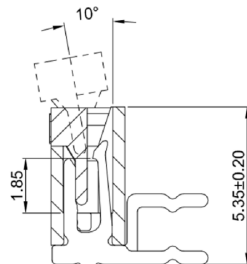
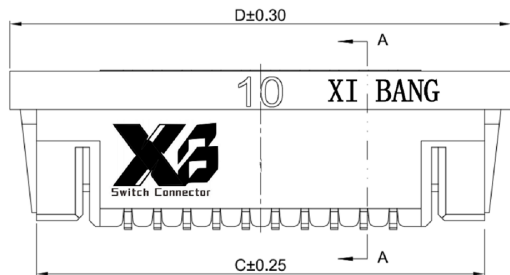
Angle
R-90°

Terminal Plating
BT-Bright Tin

Housing Colour
S-Nature

Pin Q' PY
04~34

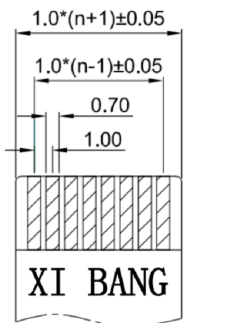
Height
25-2.50mm



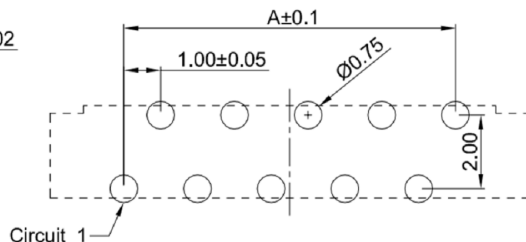
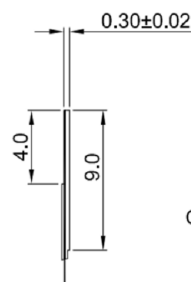
SECTION A-A

XB-FPC specifications:

1. Current rated: 0.5A AC/DC
2. Voltage rating: 50V AC/DC
3. Withstanding voltage: 200V AC
4. Contact resistance: 20mΩ max.
5. Insulation resistance: 500MΩ min
6. Durability cycle: 20Cycles
7. Removal force: 0.05kgf/Pin min
8. Operating temperature range: -25°C ~ +85°C



PROPER CABLE (SCALE 2:1)



RECOMMENDED PCB LAYOUT
TOLERANCE:±0.05

Ordering Information:

Circuit	Dimensions(mm)			
	A	B	C	D
04	3.00	5.15	9.20	11.10
05	4.00	6.15	10.20	12.10
07	6.00	8.15	12.20	14.10
10	9.00	11.15	15.20	17.10
11	10.00	12.15	16.20	18.10
12	11.00	13.15	17.20	19.10
13	12.00	14.15	18.20	20.10
19	18.00	20.15	24.20	26.10
21	20.00	22.15	26.20	28.10
23	22.00	24.15	28.20	30.10
29	28.00	30.15	34.20	36.10
31	30.00	32.15	36.20	38.10
32	31.00	33.15	37.20	39.10
33	32.00	34.15	38.20	40.10
34	33.00	35.15	39.20	41.10
35	34.00	36.15	40.20	42.10
36	35.00	37.15	41.20	43.10

XB 东莞市溪榜电子有限公司
DONG GUAN XI BANG ELECTRONICS CO., LTD.

DRAWN BY: Jack Lu DATE: 03/10/22
CHECKED BY: Jacky Chen DATE: 03/10/22
APPROVED BY: Tony Kao DATE: 03/10/22

MAT'L		TITLE	CONNECTOR
FINISH		MODLE	FPC 1.00mm Pitch 90° Right DIP Double Row Single Sided Welding Bottom Contacts
SCALE	1 : 1	DWG NO.	XB-FPC-1014DR25-XXXXX01
SHEET NO.	1 of 1	PART NO.	

TOLERANCE UNLESS OTHERWISE STATED:
 Up to 5 ±0.2
 Above 5 ~ 15 ±0.3
 Above 15 ~ 30 ±0.4
 Above 30 ~ 50 ±0.5
 Angle ±0.3

3RD. ANGEL'S

UNITS MM

1	更新圖面	Jack	031022
ITEM NO.	DESCRIPTION	DRAWN	DATE