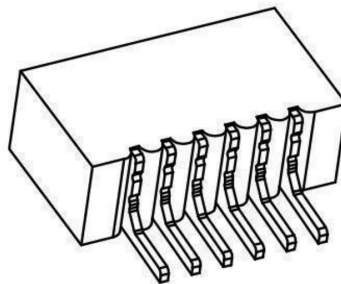


SECTION A-A



XB-FPC - 009 S R 28 -XX X XX 01

XB connector

Series No

Termpoint
S-SMT

Angle
R-90°

Terminal Plating
BT-Bright Tin

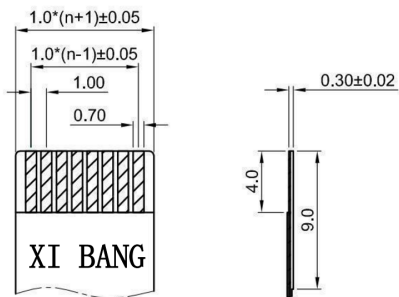
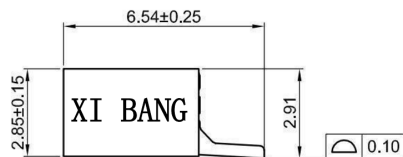
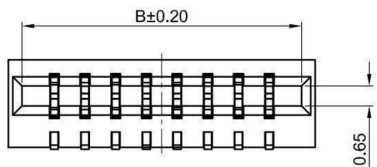
Housing Colour
S-Nature
B-Black

Pin Q' PY
04~34

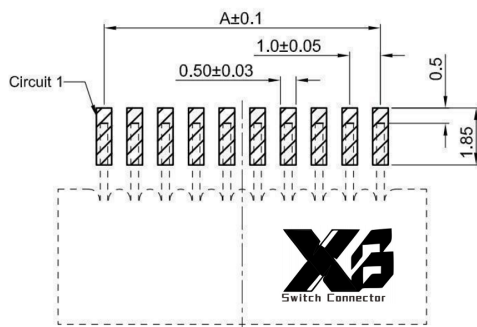
Height
28-2.85mm

XB-FPC specifications:

1. Current rated: 0.5A AC/DC
2. Voltage rating: 50V AC/DC
3. Withstanding voltage: 200V AC for 1 min
4. Contact resistance: 30mΩ max.
5. Insulation resistance: 800MΩ min
6. Durability cycle: 20Cycles
7. Removal force: 0.04kgf/Pin min
8. Operating temperature range: -25°C ~ +85°C



PROPER CABLE (SCALE 2:1)



RECOMMENDED PCB LAYOUT
TOLERANCE:±0.05

Ordering Information:

Circuit	Dimensions(mm)			Circuit	Dimensions(mm)		
	A	B	C		A	B	C
04	3.00	5.10	6.00	20	19.00	21.10	22.00
05	4.00	6.10	7.00	21	20.00	22.10	23.00
06	5.00	7.10	8.00	22	21.00	23.10	24.00
07	6.00	8.10	9.00	23	22.00	24.10	25.00
08	7.00	9.10	10.00	24	23.00	25.10	26.00
09	8.00	10.10	11.00	25	24.00	26.10	27.00
10	9.00	11.10	12.00	26	25.00	27.10	28.00
11	10.00	12.10	13.00	27	26.00	28.10	29.00
12	11.00	13.10	14.00	28	27.00	29.10	30.00
13	12.00	14.10	15.00	29	28.00	30.10	31.00
14	13.00	15.10	16.00	30	29.00	31.10	32.00
15	14.00	16.10	17.00	31	30.00	32.10	33.00
16	15.00	17.10	18.00	32	31.00	33.10	34.00
17	16.00	18.10	19.00	33	32.00	34.10	35.00
18	17.00	19.10	20.00	34	33.00	35.10	36.00
19	18.00	20.10	21.00	---	---	---	---

XB 东莞市溪榜电子有限公司
DONG GUAN XI BANG ELECTRONICS CO., LTD.

TOLERANCE UNLESS OTHERWISE STATED

Up to 5 ±0.2
Above 5 ~ 15 ±0.3
Above 15 ~ 30 ±0.4
Above 30 ~ 50 ±0.5
Angle ±0.3°

3RD. ANGEL'S



UNITS

MM

DRAWN BY: Jack Lu
CHECKED BY: Jacky Chen
APPROVED BY: Tony Kao

DATE: 03/10/22
DATE: 03/10/22
DATE: 03/10/22

MAT'L
FINISH
SCALE: 1:1
SHEET NO. 1 of 1

TITLE: CONNECTOR
MODLE
DWG NO. XB-FPC-1009SR28-XXXXX01
PART NO.

Pitch 1.00mm 90° Right SMT Single Row Double Sided Welding FPC
SIZE: A4
VER: R1

ITEM NO.	DESCRIPTION	DRAWN	DATE
1	更新圖面	Jack	031022