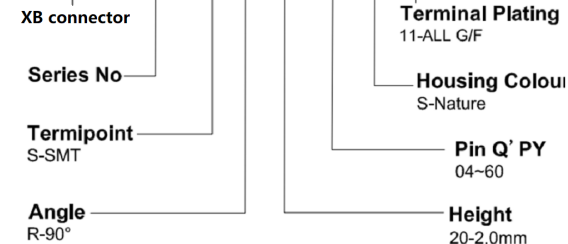




XB-FPC - 1004 S R20 -XX X XX 01

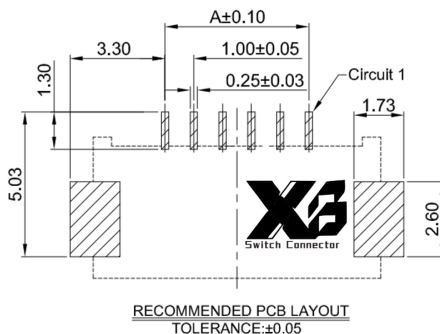
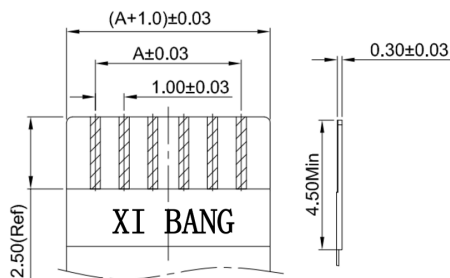
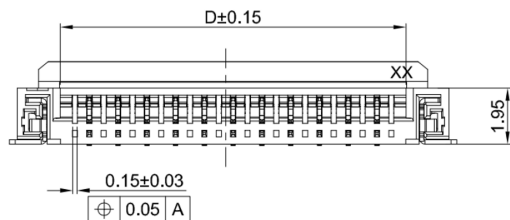
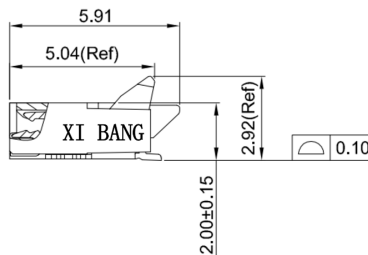
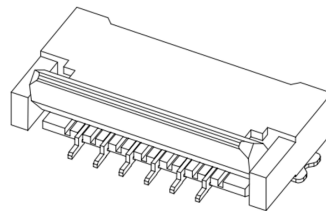
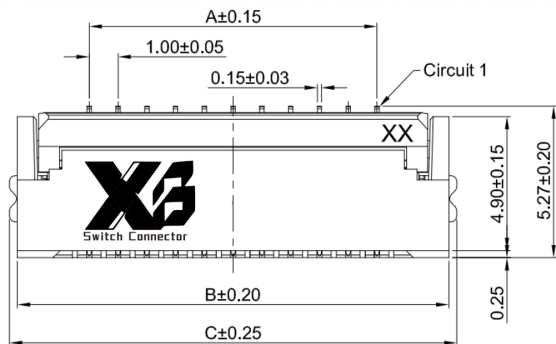


XB-FPC specifications:

- 1.Current rated: 0.5A AC/DC
- 2.Voltage rating: 50V AC/DC
- 3.Withstanding voltage: 250V AC
- 4.Contact resistance: 50mΩ max.
- 5.Insulation resistance: 100MΩ min
- 6.Durability cycle: 30Cycles
- 7.Removal force: 0.02kgf/Pin min
- 8.Operating temperature range: -25°C ~ +85°C

Ordering Information:

Circuit	Dimensions(mm)				Circuit	Dimensions(mm)			
	A	B	C	D		A	B	C	D
4	3.00	8.00	8.55	5.05	18	17.00	22.00	22.55	19.05
5	4.00	9.00	9.55	6.05	19	18.00	23.00	23.55	20.05
6	5.00	10.00	10.55	7.05	20	19.00	24.00	24.55	21.05
7	6.00	11.00	11.55	8.05	21	20.00	25.00	25.55	22.05
8	7.00	12.00	12.55	9.05	22	21.00	26.00	26.55	23.05
9	8.00	13.00	13.55	10.05	23	22.00	27.00	27.55	24.05
10	9.00	14.00	14.55	11.05	24	23.00	28.00	28.55	25.05
11	10.00	15.00	15.55	12.05	25	24.00	29.00	29.55	26.05
12	11.00	16.00	16.55	13.05	26	25.00	30.00	30.55	27.05
13	12.00	17.00	17.55	14.05	27	26.00	31.00	31.55	28.05
14	13.00	18.00	18.55	15.05	28	27.00	32.00	32.55	29.05
15	14.00	19.00	19.55	16.05	29	28.00	33.00	33.55	30.05
16	15.00	20.00	20.55	17.05	30	29.00	34.00	34.55	31.05



APPLICABLE FPC

XB 东莞市溪榜电子有限公司
DONG GUAN XI BANG ELECTRONICS CO., LTD.

DRAWN BY: Jack Lu
CHECKED BY: Jacky Chen
APPROVED BY: Tony Kao

DATE: 03/10/22
DATE: 03/10/22
DATE: 03/10/22

MATL	TITLE	CONNECTOR
FINISH	MODLE	FPC 1.00mm Pitch 90° H2.0mm SMT Type Back Flip Connector
SCALE: 1:1	DWG NO.	XB-FPC-1004SR20-XXXXX01
SHEET NO. 1 of 1	PART NO.	

TOLERANCE UNLESS OTHERWISE STATED

Up to 5	±0.2
Above 5 ~ 15	±0.3
Above 15 ~ 30	±0.4
Above 30 ~ 50	±0.5
Angle	±0.3°

3RD. ANGEL'S

UNITS: MM

1	更新圖面	Jack	031022
ITEM NO.	DESCRIPTION	DRAWN	DATE

SIZE: A4
VER: R1