

SECTION:A-A

XB-FPC - 1001 S R 25 -XX X XX 01

XB connector

Series No

Termipoint
S-SMT

Angle
R-90°

Height
25-2.50mm

Contact:
01-Upper Contact
02-Bottom Contact

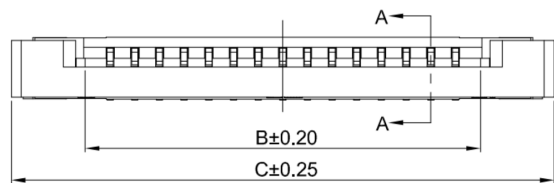
Terminal Plating
11-All G/F
MT-Matte Tin
BT-Bright Tin

Housing Colour
S-Nature

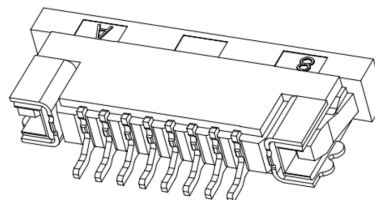
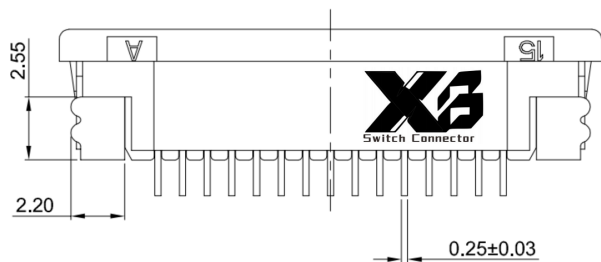
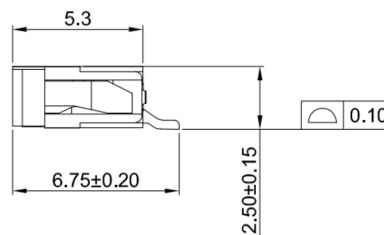
Pin Q' PY
04~40

XB-FPC specifications:

1. Current rated: 0.5A AC/DC
2. Voltage rating: 50V AC/DC
3. Withstanding voltage: 250V AC
4. Contact resistance: 30mΩ max.
5. Insulation resistance: 500MΩ min
6. Durability cycle: 20Cycles
7. Removal force: 0.03kgf/Pin min
8. Operating temperature range: -25°C ~ +85°C



01-Upper Contact



XB 东莞市溪榜电子有限公司
Switch Connector DONG GUAN XI BANG ELECTRONICS CO., LTD.

TOLERANCE UNLESS OTHERWISE STATED :

Up to 5 ±0.2
Above 5 ~ 15 ±0.3
Above 15 ~ 30 ±0.4
Above 30 ~ 50 ±0.5
Angle ±0.3°

3RD. ANGEL'S



UNITS

MM

DRAWN BY: Jack Lu
DATE: 03/10/22

CHECKED BY: Jacky Chen
DATE: 03/10/22

APPROVED BY: Tony Kao
DATE: 03/10/22

MAT'L		TITLE	CONNECTOR
FINISH		MODLE	FPC 1.00mm PITCH 90° H2.5mm SMT Upper Contact Type Connector
SCALE	1 : 1	DWG NO.	XB-FPC-1001SR25-XXXXX01
SHEET NO.	1 of 1	PART NO.	

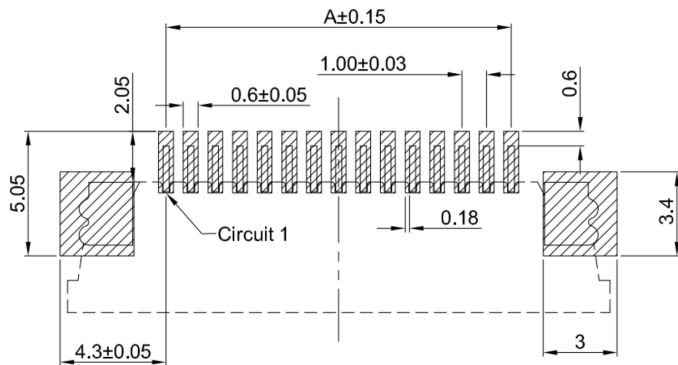
1	更新圖面	Jack	031022
ITEM NO.	DESCRIPTION	DRAWN	DATE

SIZE	A4
VER	R1

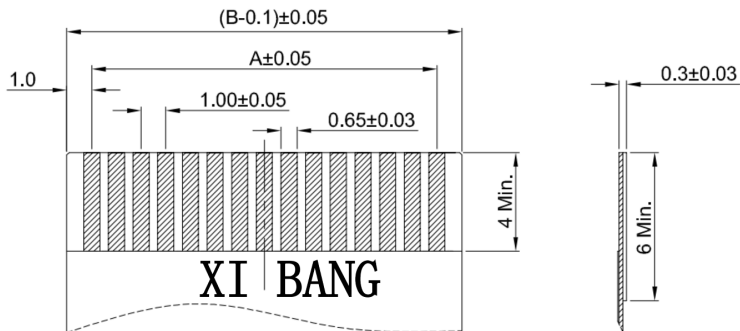


Ordering Information:

Circuit	Dimensions(mm)		
	A	B	C
4P	3.00	5.03	11.10
5P	4.00	6.03	12.10
6P	5.00	7.03	13.10
7P	6.00	8.03	14.10
8P	7.00	9.03	15.10
9P	8.00	10.03	16.10
10P	9.00	11.03	17.10
11P	10.00	12.03	18.10
12P	11.00	13.03	19.10
13P	12.00	14.03	20.10
14P	13.00	15.03	21.10
15P	14.00	16.03	22.10
16P	15.00	17.03	23.10
17P	16.00	18.03	24.10
18P	17.00	19.03	25.10
19P	18.00	20.03	26.10
20P	19.00	21.03	27.10
21P	20.00	22.03	28.10
22P	21.00	23.03	29.10
23P	22.00	24.03	30.10
24P	23.00	25.03	31.10
25P	24.00	26.03	32.10
26P	25.00	27.03	33.10
27P	26.00	28.03	34.10
28P	27.00	29.03	35.10
29P	28.00	30.03	36.10
30P	29.00	31.03	37.10
31P	30.00	32.03	38.10
32P	31.00	33.03	39.10
33P	32.00	34.03	40.10
34P	33.00	35.03	41.10
35P	34.00	36.03	42.10
36P	35.00	37.03	43.10
37P	36.00	38.03	44.10
38P	37.00	39.03	45.10
39P	38.00	40.03	46.10
40P	39.00	41.03	47.10



RECOMMENDED PCB LAYOUT
TOLERANCE:±0.05



APPLICABLE FLAT CABLE

XB-FPC - 1001 S R 25 -XX X XX 01

- XB connector**
- Series No**
- Termpoint**
S-SMT
- Angle**
R-90°
- Height**
25-2.50mm
- Contact:**
01-Upper Contact
02-Bottom Contact
- Terminal Plating**
11-All G/F
MT-Matte Tin
BT-Bright Tin
- Housing Colour**
S-Nature
- Pin Q' PY**
04~40

XB-FPC specifications:

1. Current rated: 0.5A AC/DC
2. Voltage rating: 50V AC/DC
3. Withstanding voltage: 250V AC
4. Contact resistance: 30mΩ max.
5. Insulation resistance: 500MΩ min
6. Durability cycle: 20Cycles
7. Removal force: 0.03kgf/Pin min
8. Operating temperature range: -25°C ~ +85°C



东莞市溪榜电子有限公司
DONG GUAN XI BANG ELECTRONICS CO., LTD.

TOLERANCE UNLESS OTHERWISE STATED:
Up to 5 ±0.2
Above 5 ~ 15 ±0.3
Above 15 ~ 30 ±0.4
Above 30 ~ 50 ±0.5
Angle ±0.3

3RD. ANGEL'S



UNITS

MM

DRAWN BY: Jack Lu	DATE 03/10/22	MAT'L	TITLE CONNECTOR
CHECKED BY: Jacky Chen	DATE 03/10/22	FINISH	MODLE FPC 1.00mm PITCH 90° H2.5mm SMT Upper Contact Type Connector
APPROVED BY: Tony Kao	DATE 03/10/22	SCALE 1 : 1	DWG NO. XB-FPC-1001SR25-XXXXX01
		SHEET NO. 1 of 1	PART NO.
			SIZE A4
			VER R1

1	更新圖面	Jack	031022
ITEM NO.	DESCRIPTION	DRAWN	DATE