

SECTION A-A

XB-FPC -F1001 D V 53 -XX X XX 01

XB connector

Series No

Termpoint
D-DIP

Angle
V-180°

Terminal Plating
BT-Bright Tin

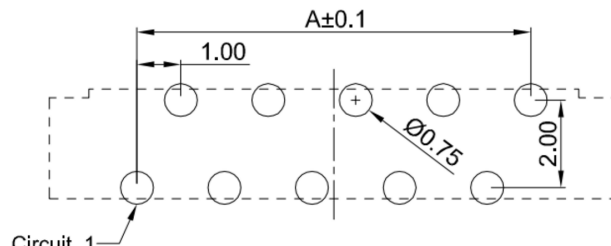
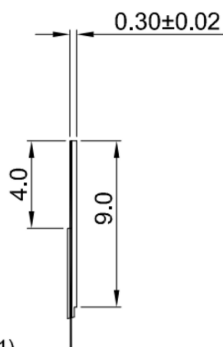
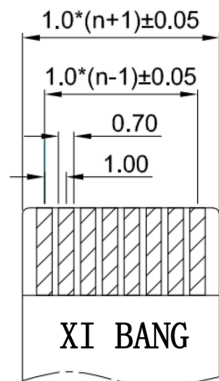
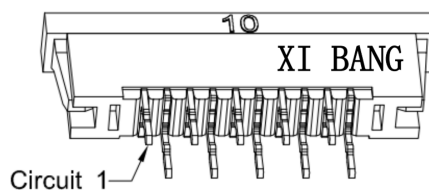
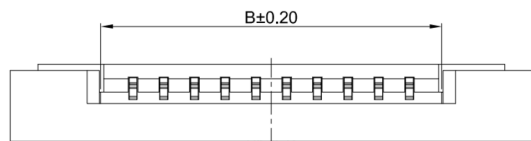
Housing Colour
S-Nature

Pin Q' PY
06~30

Height
53-5.30mm

XB-FPC specifications:

1. Current rated: 0.5A AC/DC
2. Voltage rating: 50V AC/DC
3. Withstanding voltage: 200V AC
4. Contact resistance: 20mΩ max.
5. Insulation resistance: 500MΩ min
6. Durability cycle: 20Cycles
7. Removal force: 0.05kgf/Pin min
8. Operating temperature range: -25°C ~ +85°C



RECOMMENDED PCB LAYOUT
TOLERANCE: ±0.05

Ordering Information:

Circuit	Dimensions(mm)			
	A	B	C	D
06	5.00	7.15	11.20	13.10
08	7.00	9.15	13.20	15.10
10	9.00	11.15	15.20	17.10
12	11.00	13.15	17.20	19.10
14	13.00	15.15	19.20	21.10
15	14.00	16.15	20.20	22.10
16	15.00	17.15	21.20	23.10
18	17.00	19.15	23.20	25.10
20	19.00	21.15	25.20	27.10
22	21.00	23.15	27.20	29.10
24	23.00	25.15	29.20	31.10
25	24.00	26.15	30.20	32.10
26	25.00	27.15	31.20	33.10
28	27.00	29.15	33.20	35.10
29	28.00	30.15	34.20	36.10
30	29.00	31.15	35.20	37.10

PROPER CABLE (SCALE 2:1)



东莞市溪榜电子有限公司
DONG GUAN XI BANG ELECTRONICS CO., LTD.

1	更新圖面	Jack	031022
ITEM NO.	DESCRIPTION	DRAWN	DATE

TOLERANCE UNLESS OTHERWISE STATED:

Up to 5	±0.2
Above 5 ~ 15	±0.3
Above 15 ~ 30	±0.4
Above 30 ~ 50	±0.5
Angle	±0.3°

3RD. ANGEL'S



UNITS

MM

DRAWN BY:	DATE
Jack Lu	03/10/22
CHECKED BY:	DATE
Jacky Chen	03/10/22
APPROVED BY:	DATE
Tony Kao	03/10/22

MAT'L	
FINISH	
SCALE	1 : 1
SHEET NO.	1 of 1

TITLE	CONNECTOR
MODLE	FPC 1.00mm Pitch 180° DIP Double Row Single Sided Welding Bottom Contacts
DWG NO.	XB-FPC-1001DV53-XXXXX01
PART NO.	
SIZE	A4
VER	R1