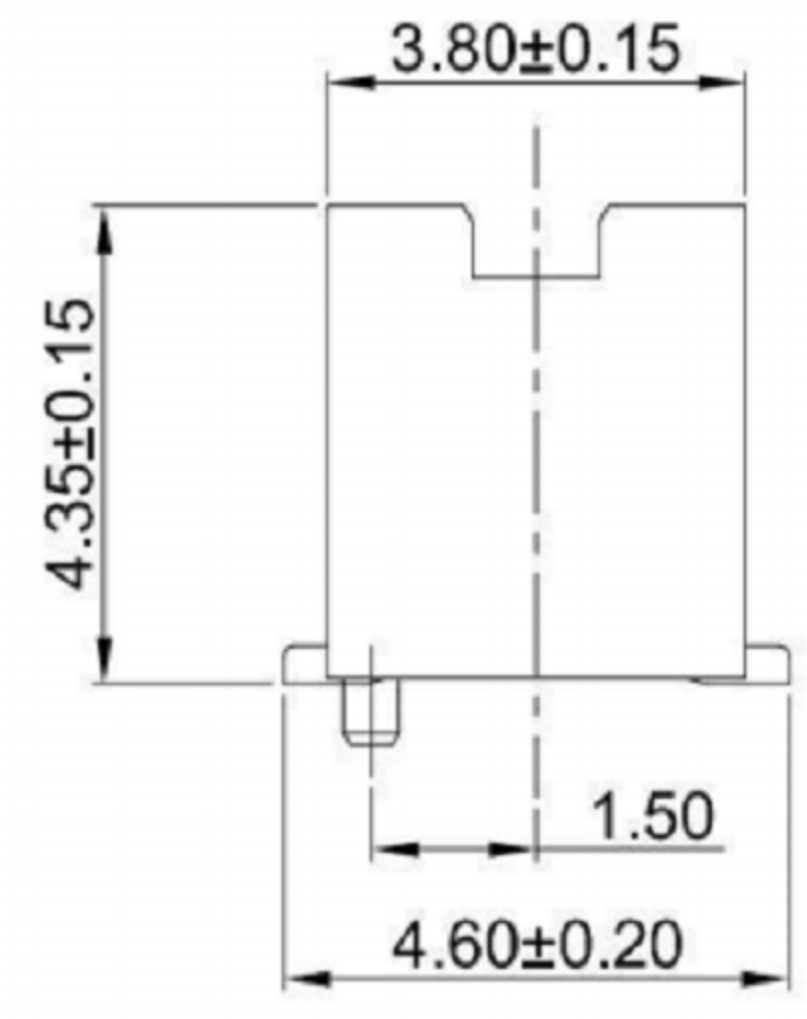
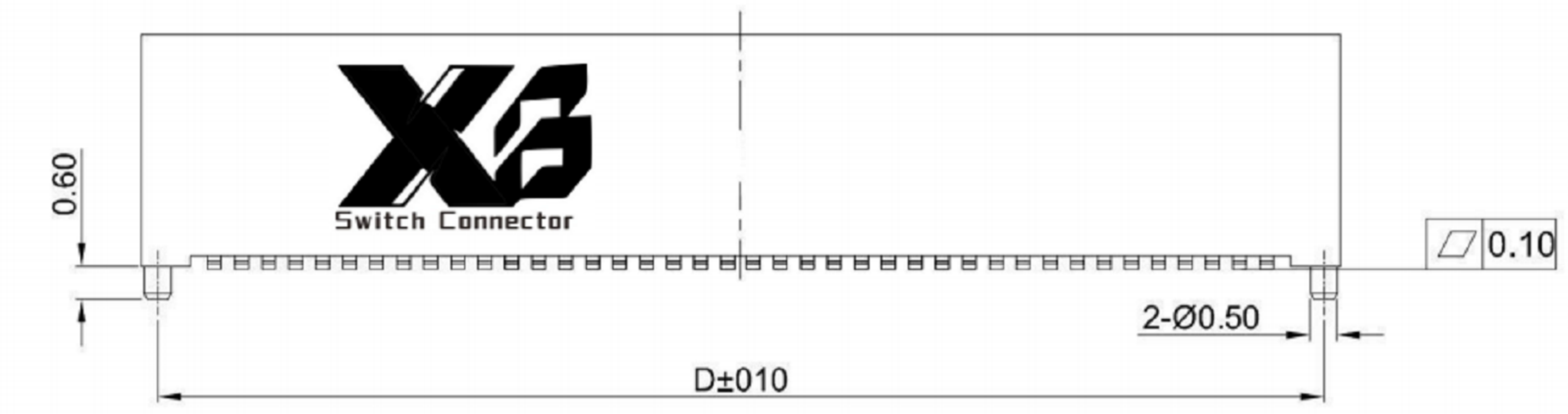


MATING HEIGHT

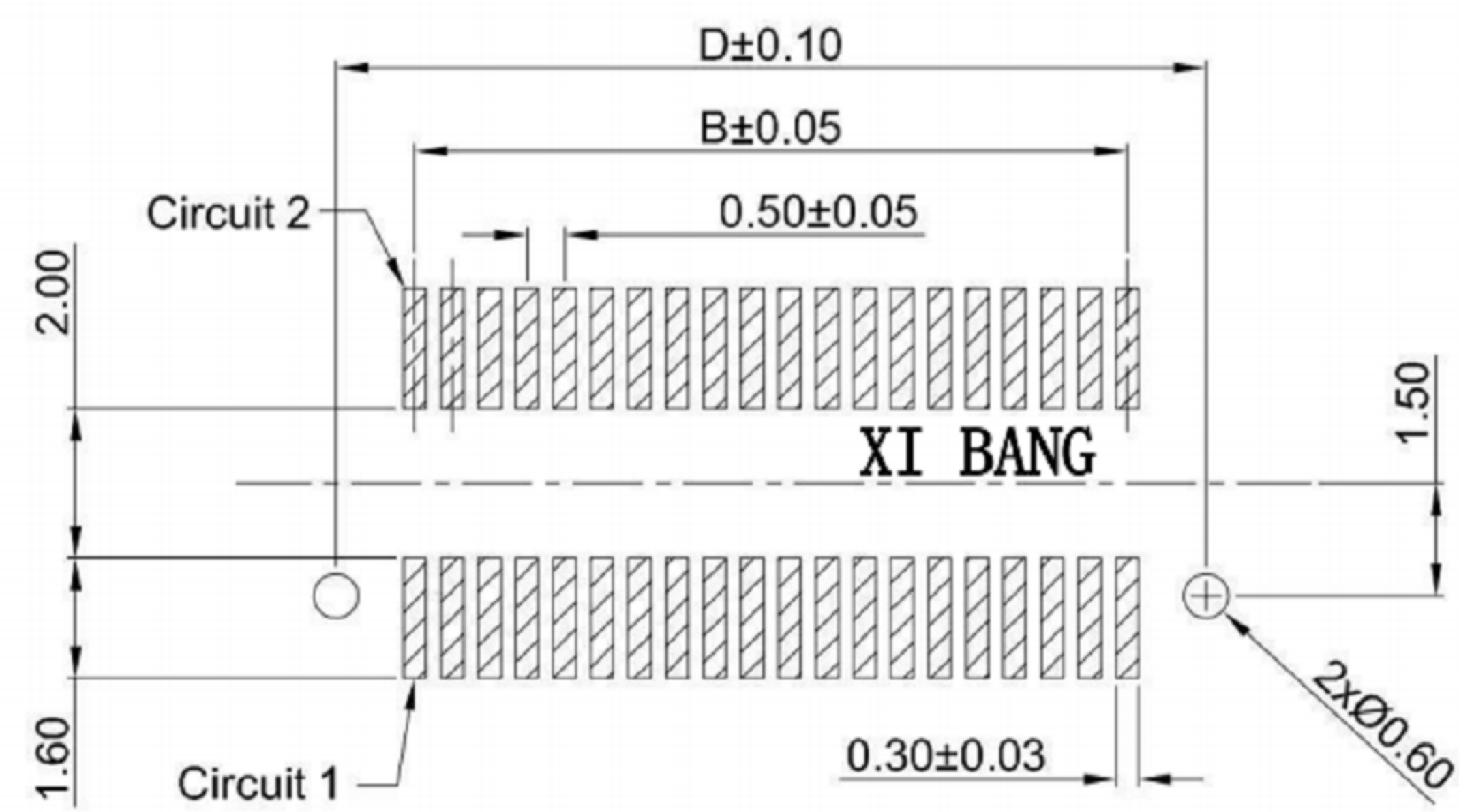
XB - 0502 F S V 43 -XX X XX 01

- XB connector**
- Series No**
- F-Female**
- Termpoint**
S-SMT
- Angle**
V-180°
- Terminal Plating**
11-All Au G/F
- Housing Colour**
S-Nature
B-Black
- Pin Q' PY**
10~80
- Height**
43-4.30mm



XB connector Specification:

1. Current rated: 0.3A AC/DC
2. Voltage rating: 50V AC/DC
3. Withstanding voltage: 150V AC
4. Contact resistance: 50mΩ Max.
5. Insulation resistance: 500MΩ min
6. Durability cycle: 30Cycles
7. Removal force: 0.30kgf/Pin min
8. Operating temperature range: -40°C ~ +85°C



RECOMMEND PCB LAYOUT
TOLERANCE:±0.05

Ordering Information:

Circuit	Dimensions(mm)				Circuit	Dimensions(mm)			
	A	B	C	D		A	B	C	D
10	4.70	2.00	3.20	4.10	32	10.20	7.50	8.70	9.60
12	5.20	2.50	3.70	4.60	36	11.20	8.50	9.70	10.60
14	5.70	3.00	4.20	5.10	40	12.20	9.50	10.70	11.60
20	7.20	4.50	5.70	6.60	50	14.70	12.00	13.20	14.10
22	7.70	5.00	6.20	7.10	60	17.20	14.50	15.70	16.60
24	8.20	5.50	6.70	7.60	70	19.70	17.00	18.20	19.10
30	9.70	7.00	8.20	9.10	80	22.20	19.50	20.70	21.60

XB 东莞市溪榜电子有限公司
DONG GUAN XI BANG ELECTRONICS CO., LTD.

TOLERANCE UNLESS OTHERWISE STATED:
Up to 5 ±0.2
Above 5 ~ 15 ±0.3
Above 15 ~ 30 ±0.4
Above 30 ~ 50 ±0.5
Angle ±0.3°

3RD. ANGEL'S

UNITS MM

DRAWN BY: Jack Lu
DATE: 03/10/22
CHECKED BY: Jacky Chen
DATE: 03/10/22
APPROVED BY: Tony Kao
DATE: 03/10/22

MAT'L	TITLE	CONNECTOR
FINISH	MODLE	BTB 0.50mm Pitch 180° H4.30mm Dual Rows SMT Type Female Connector
SCALE	DWG NO.	XB-0502FSV43-XXXXX01
SHEET NO.	PART NO.	
		SIZE A4
		VER R1

1	更新圖面	Jack	031022
ITEM NO.	DESCRIPTION	DRAWN	DATE