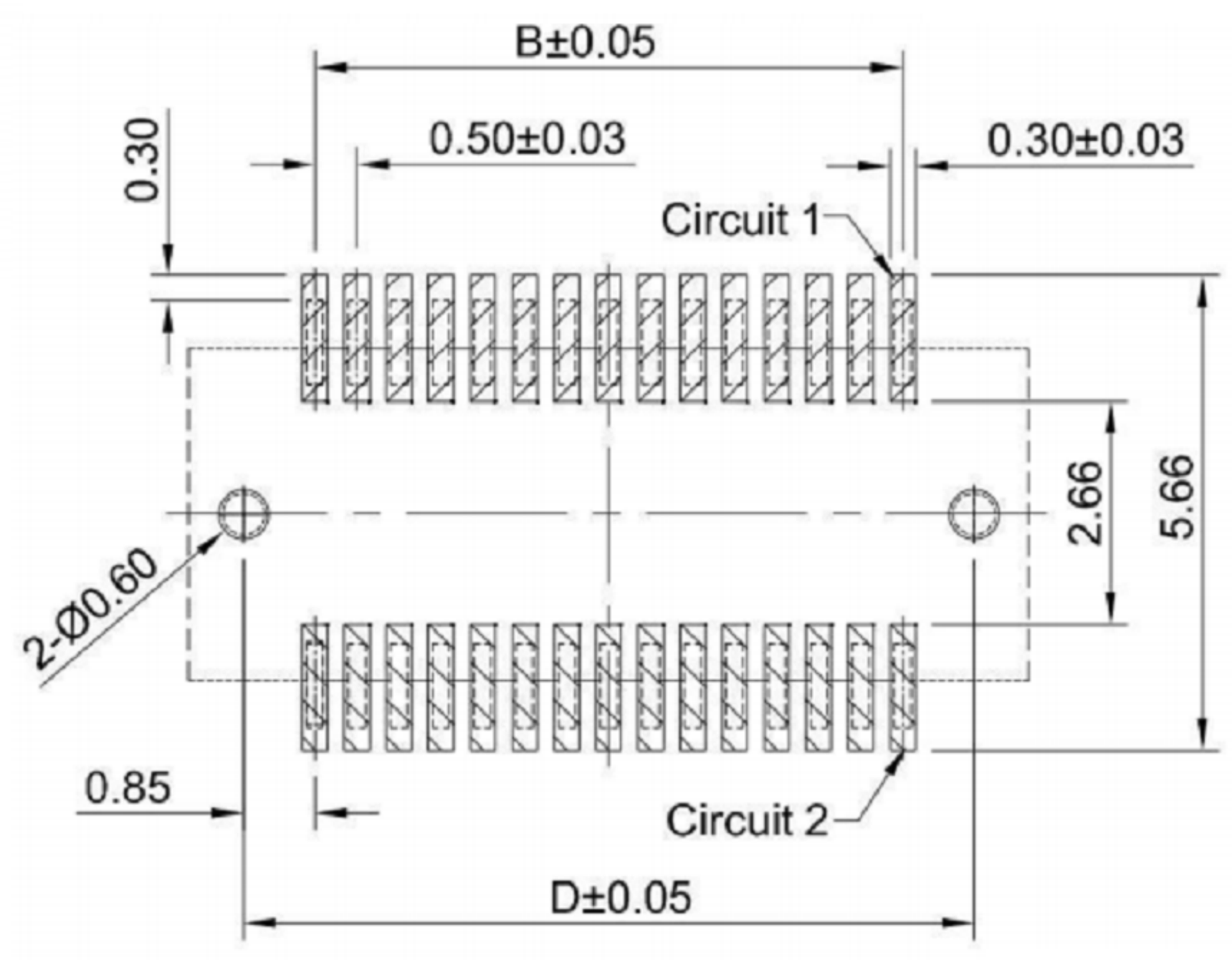
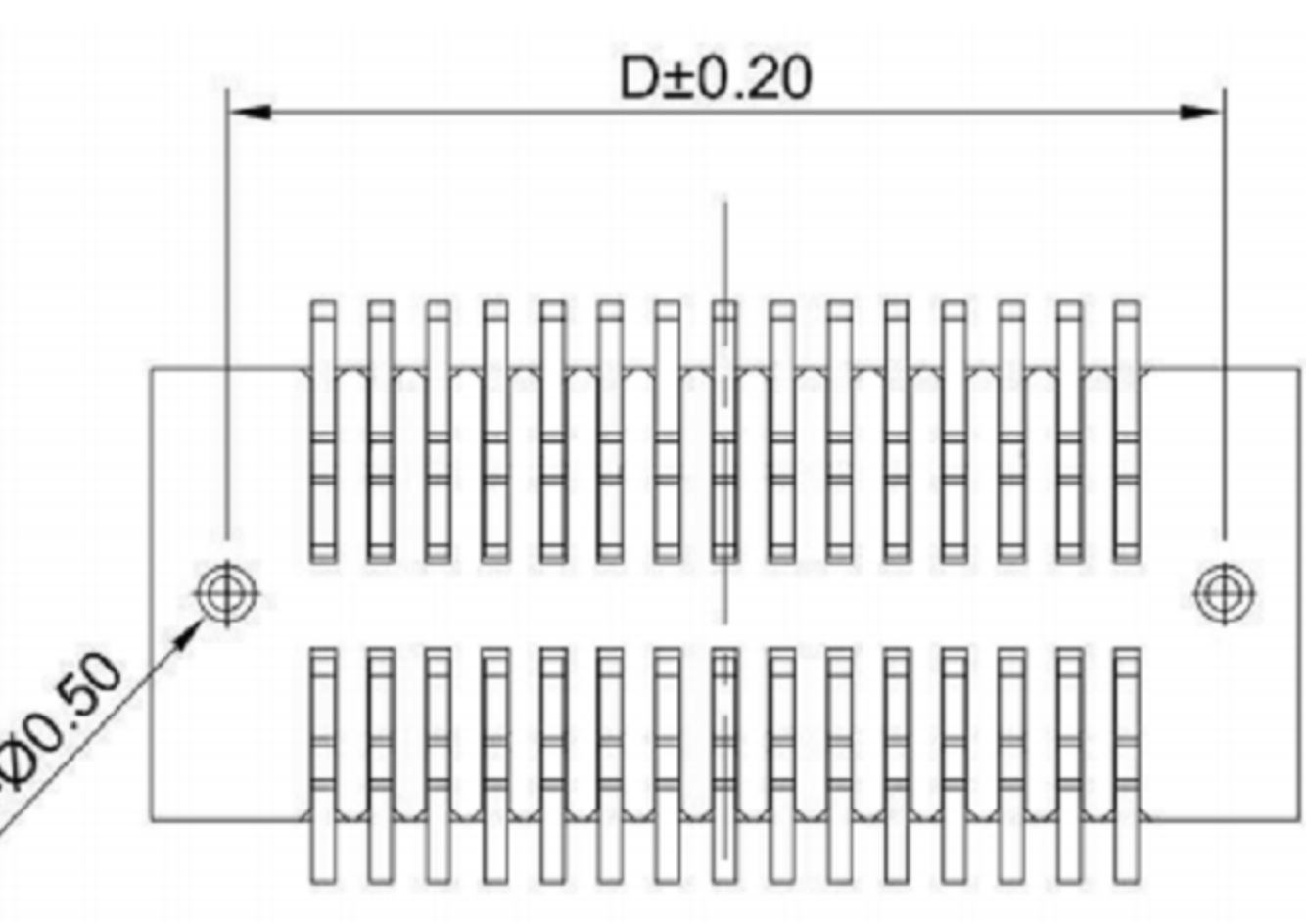
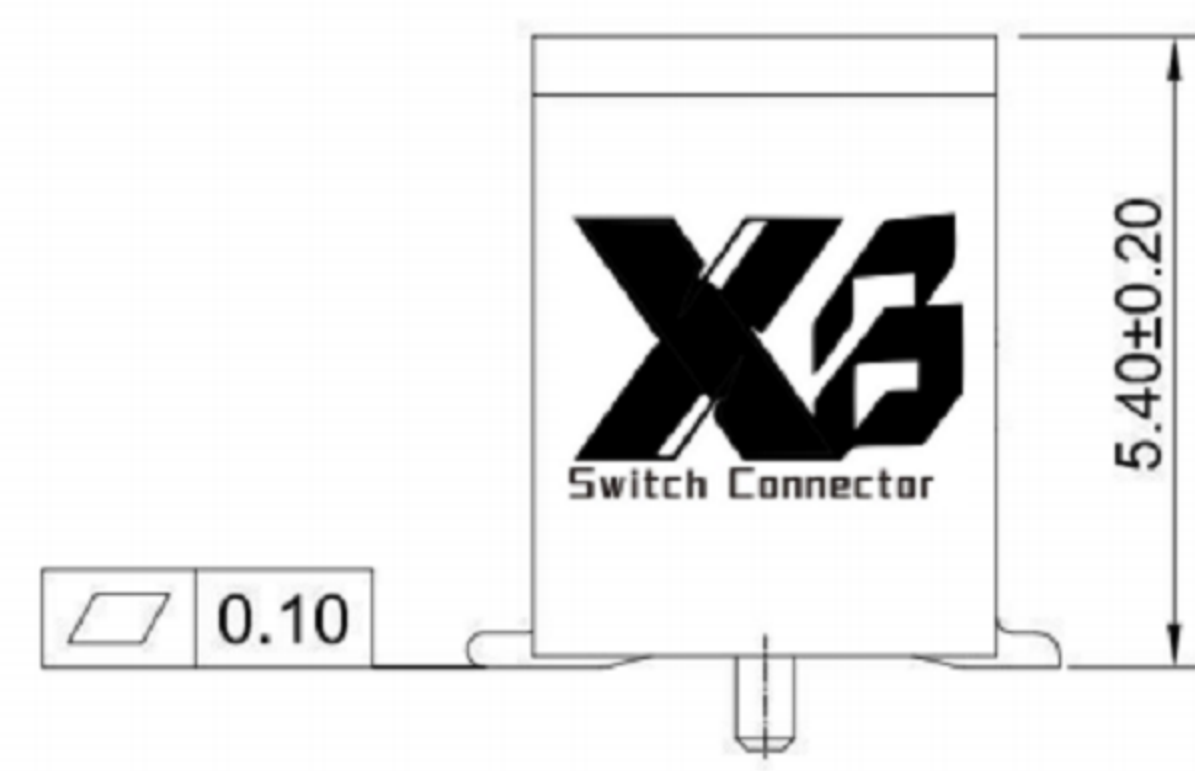
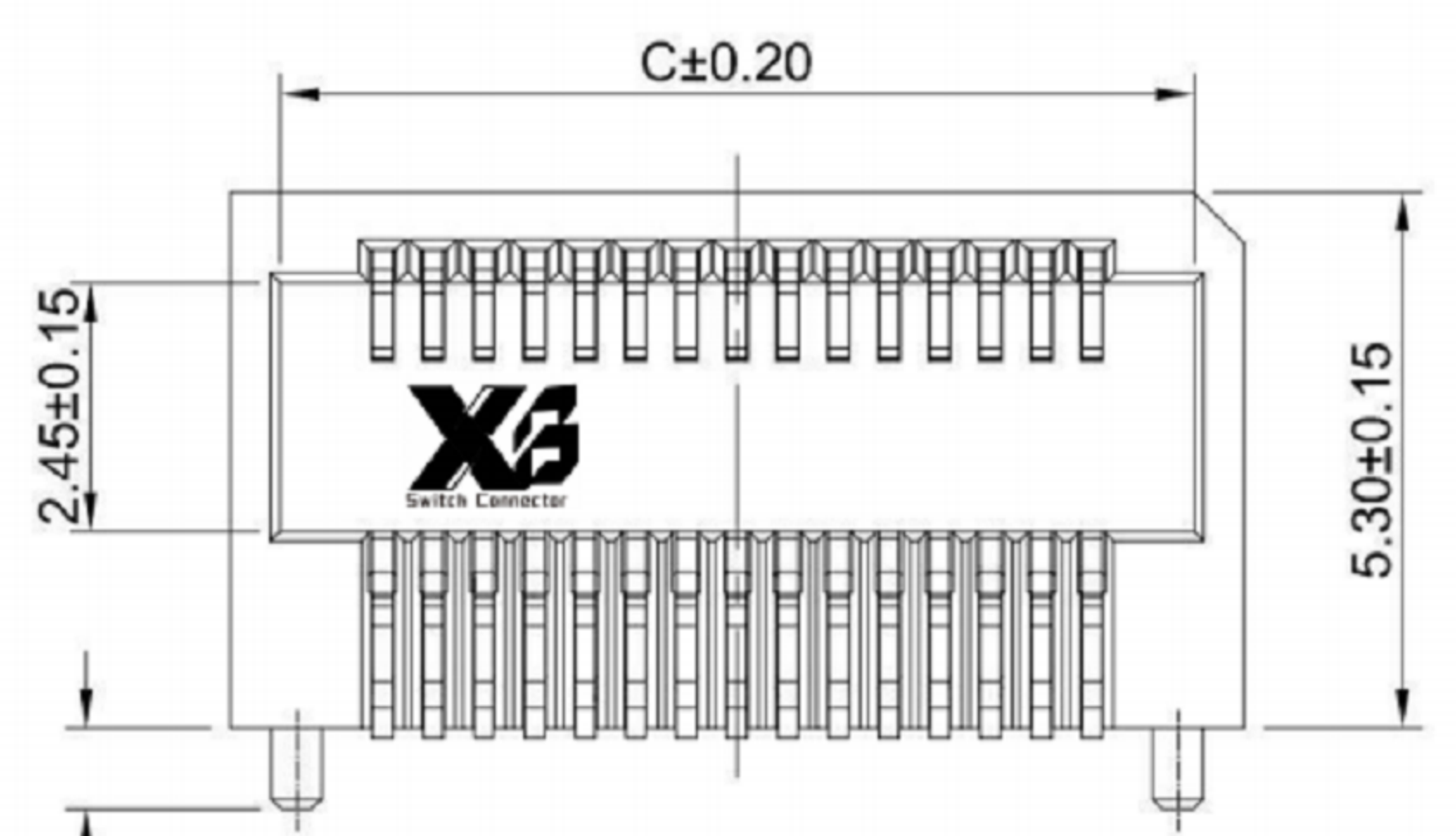


XB-0503 F S R 54 -XX X XX 01

- XB connector**
- Series No**
- F-Female**
- Termpoint**
S-SMT
- Angle**
R-90°
- Terminal Plating**
11-ALL G/F
- Housing Colour**
S-Nature
- Pin Q' PY**
10~80
- Height**
54-5.40mm

XB connector Specification:

1. Current rated: 0.5A AC/DC
2. Voltage rating: 60V AC/DC
3. Withstanding voltage: 500V AC
4. Contact resistance: 60mΩ Max.
5. Insulation resistance: 800MΩ min
6. Durability cycle: 30 Cycles
7. Removal force: 0.03kgf/Pin min
8. Operating temperature range: -25°C ~ +85°C



RECOMMEND PCB LAYOUT
TOLERANCE:±0.05

Ordering Information:

Circuit	Dimensions(mm)				Circuit	Dimensions(mm)			
	A	B	C	D		A	B	C	D
4	3.50	0.50	2.52	2.20	32	10.50	7.50	9.52	9.20
6	4.00	1.00	3.02	2.70	34	11.00	8.00	10.02	9.70
8	4.50	1.50	3.52	3.20	36	11.50	8.50	10.52	10.20
10	5.00	2.00	4.02	3.70	38	12.00	9.00	11.02	10.70
12	5.50	2.50	4.52	4.20	40	12.50	9.50	11.52	11.20
14	6.00	3.00	5.02	4.70	42	13.00	10.00	12.02	11.70
16	6.50	3.50	5.52	5.20	44	13.50	10.50	12.52	12.20
18	7.00	4.00	6.02	5.70	46	14.00	11.00	13.02	12.70
20	7.50	4.50	6.52	6.20	48	14.50	11.50	13.52	13.20
22	8.00	5.00	7.02	6.70	50	15.00	12.00	14.02	13.70
24	8.50	5.50	7.52	7.20	52	15.50	12.50	14.52	14.20
26	9.00	6.00	8.02	7.70	60	17.50	14.50	16.52	16.20
28	9.50	6.50	8.52	8.20	70	20.00	17.00	19.02	18.70
30	10.00	7.00	9.02	8.70	80	22.50	19.50	21.52	21.20

XB 东莞市溪榜电子有限公司
DONG GUAN XI BANG ELECTRONICS CO., LTD.

TOLERANCE UNLESS OTHERWISE STATED:
 Up to 5 ±0.2
 Above 5 ~ 15 ±0.3
 Above 15 ~ 30 ±0.4
 Above 30 ~ 50 ±0.5
 Angle ±0.3°

3RD. ANGEL'S

UNITS MM

DRAWN BY:	DATE	MAT'L	TITLE	CONNECTOR
Jack Lu	03/10/22	FINISH	MODLE	BTB 0.50mm Pitch 90° Dual Rows SMT Type Female Connector
CHECKED BY:	DATE	SCALE	DWG NO.	XB-0503FSR54-XXXXX01
Jacky Chen	03/10/22	1:1	PART NO.	
APPROVED BY:	DATE	SHEET NO.		
Tony Kao	03/10/22	1 of 1		

1	更新圖面	Jack	031022
ITEM NO.	DESCRIPTION	DRAWN	DATE