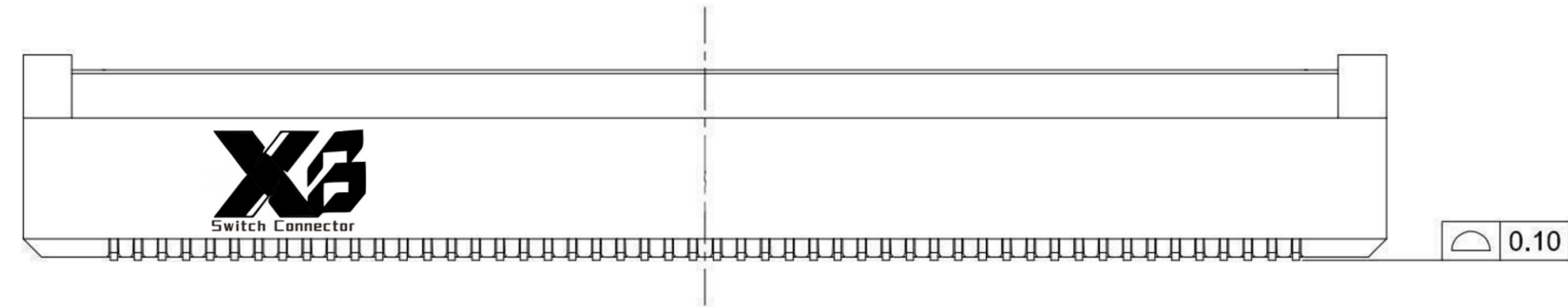


MATING HEIGHT



XB - 0403 F S V 34 -XX X XX 01

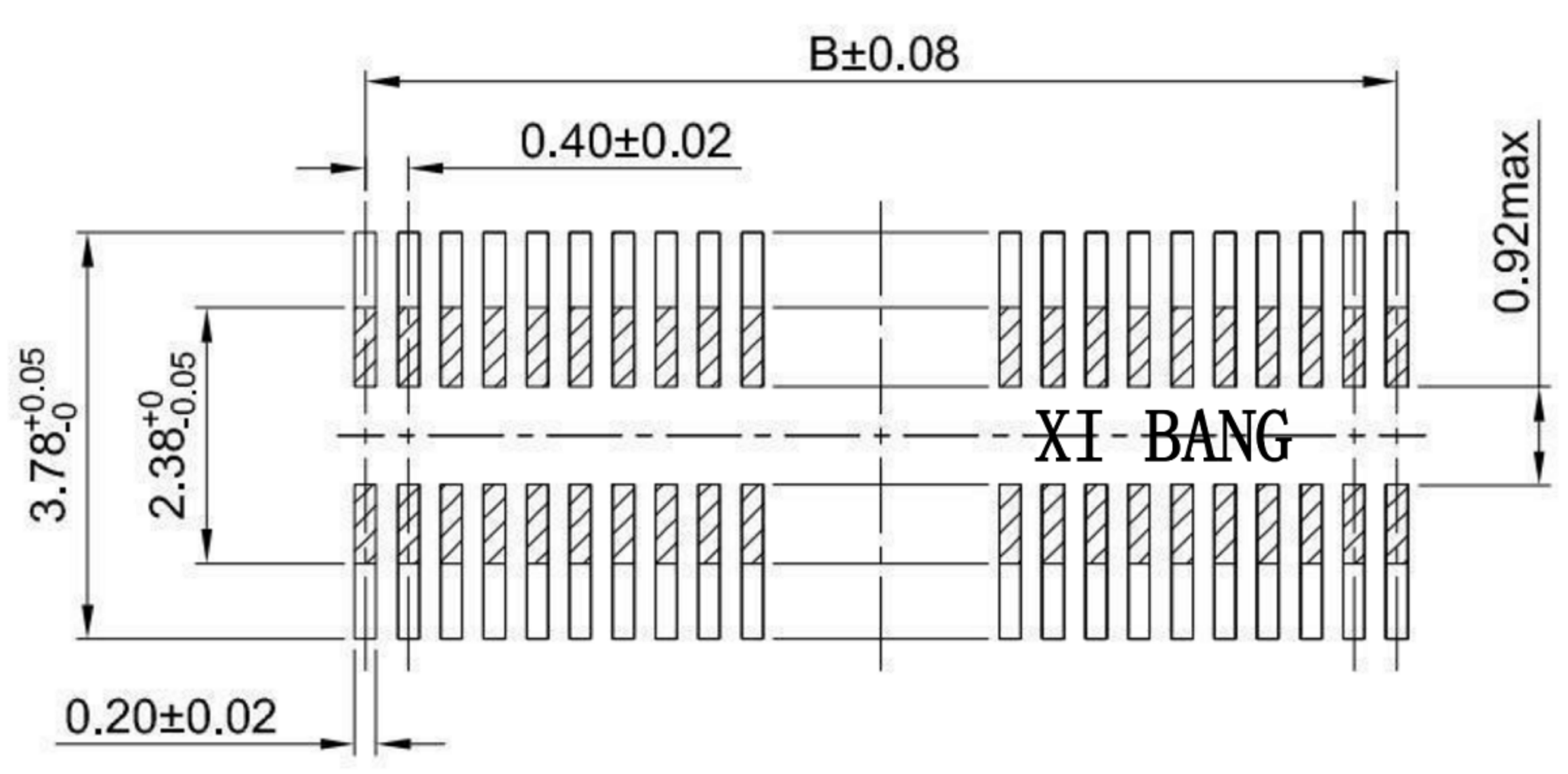

- XB connector**
- Series No**
- F-Female**
- Termipoint**
S-SMT
- Angle**
V-180°
- Terminal Plating**
11-All Au G/F
- Housing Colour**
B-Black
- Pin Q' PY**
10~120
- Height**
34-3.4mm

XB connector Specification:

1. Current rated: 0.3A AC/DC
2. Voltage rating: 50V AC/DC
3. Withstanding voltage: 150V AC
4. Contact resistance: 90mΩ max
5. Insulation resistance: 1000MΩ min
6. Durability cycle: 30 Cycles
7. Removal force: 0.10kgf/Pin min
8. Operating temperature range: -55°C ~ +125°C

Ordering Information:

Circuit	Dimensions				Mating height	Plug (H.)	Socket (H.)
	A	B	C	D			
10	4.60	1.60	-	1.00	1.5	1.14	1.4
12	5.00	2.00	-		2.0	1.14	1.9
20	6.60	3.60	1.93	3.20	2.5	1.14	2.4
24	7.40	4.40	2.43		3.0	1.14	2.9
30	8.60	5.60	3.18		3.5	1.14	3.4
34	9.40	6.40	3.68		4.0	1.14	3.0
40	10.60	7.60	5.08		--		
44	11.40	8.40	5.86		--		
50	12.60	9.60	5.50		--		
60	14.60	11.60	6.00		--		
70	16.60	13.60	7.00		--		
80	18.60	15.60	8.00		--		
90	20.60	17.60	9.00		--		
100	22.60	19.60	10.00		--		
120	26.60	23.60	14.00	--			



RECOMMEND PCB LAYOUT
TOLERANCE:±0.05

XB 东莞市溪榜电子有限公司
DONG GUAN XI BANG ELECTRONICS CO., LTD.

TOLERANCE UNLESS OTHERWISE STATED:
Up to 5 ±0.2
Above 5 ~ 15 ±0.3
Above 15 ~ 30 ±0.4
Above 30 ~ 50 ±0.5
Angle ±0.3°

3RD. ANGEL'S

UNITS MM

DRAWN BY:	DATE	MAT'L	TITLE	CONNECTOR
Jack Lu	03/10/22	FINISH	MODLE	BTB 0.40mm Pitch 180° H3.40mm Dual Rows SMT Type Female Connector
CHECKED BY:	DATE	SCALE	DWG NO.	XB-0403FSV34-XXXXX01
Jacky Chen	03/10/22	1 : 1	PART NO.	
APPROVED BY:	DATE	SHEET NO.		
Tony Kao	03/10/22	1 of 1		

1	更新圖面	Jack	031022
ITEM NO.	DESCRIPTION	DRAWN	DATE