

F

E

D

C

B

A

F

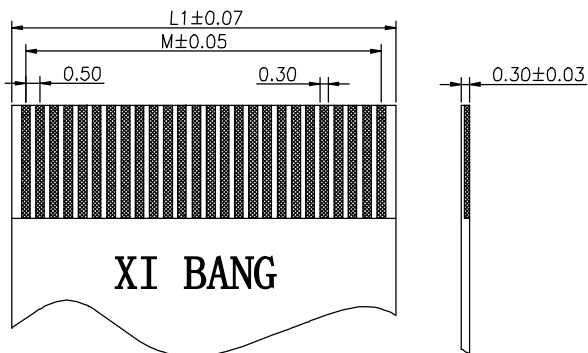
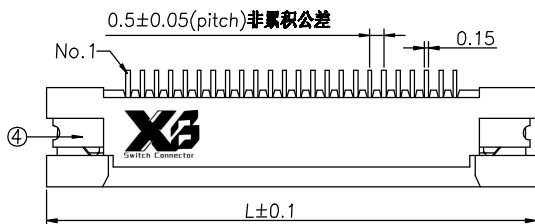
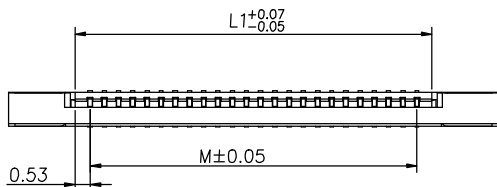
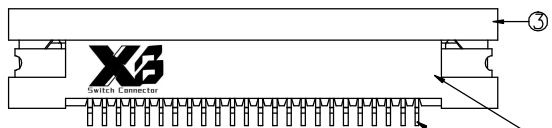
E

D

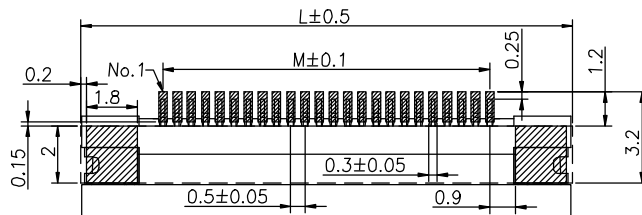
C

B

A



通用FPC 寸法
APPLICABLE FPC



通用线路板
RECOMMENDED PCB LAYOUT

PINS	M	L1	L	PINS	M	L1	L
04	1.5	2.56	7.3	22	10.5	11.56	16.3
05	2.0	3.06	7.8	23	11.0	12.06	16.8
06	2.5	3.56	8.3	24	11.5	12.56	17.3
07	3.0	4.06	8.8	25	12.0	13.06	17.8
08	3.5	4.56	9.3	26	12.5	13.56	18.3
09	4.0	5.06	9.8	27	13.0	14.06	18.8
10	4.5	5.56	10.3	28	13.5	14.56	19.3
11	5.0	6.06	10.8	29	14.0	15.06	19.8
12	5.5	6.56	11.3	30	14.5	15.56	20.3
13	6.0	7.06	11.8	31	15.0	16.06	20.8
14	6.5	7.56	12.3	32	15.5	16.56	21.3
15	7.0	8.06	12.8	33	16.0	17.06	21.8
16	7.5	8.56	13.3	34	16.5	17.56	22.3
17	8.0	9.06	13.8	35	17.0	18.06	22.8
18	8.5	9.56	14.3	36	17.5	18.56	23.3
19	9.0	10.06	14.8				
20	9.5	10.56	15.3				
21	10.0	11.06	15.8				

Specifications

Operating Temperature: -25°C ~ +85°C

Operating Voltage: 50V AC/DC

Current Rating: 0.5Amp

Dielectric Withstanding Voltage: 500V AC/Minute

Insulation Resistance: 500MΩ Min.

Contact Resistance: 0.03Ω Max.

Materials

Contact Material: Phosphor Bronze

Insulator Material: High Temperature Thermoplastic, UL

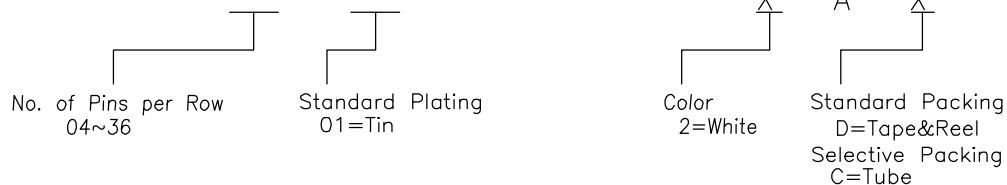
94V-0 LCP(Nylon) or the equivalent material

All materials must meet XI BANG hazardous substances control standards.

序号	名称	材料	数量	备注
4	弹片 Fitting Nail	Phosphor Bronze	2	镀底30u" min 再镀锡80u" min
3	锁扣 Actuator	PPS (UL 94V-0)	1	黑色/本色
2	端子 Contact	Phosphor Bronze	1*1	镀底30u" min 再镀锡80u" min
1	基座 Housing	LCP (UL 94V-0)	1	本色

Ordering Information

XB-FPC-05-110



XI BANG 东莞市溪榜电子有限公司
DONG GUAN XI BANG ELECTRONICS CO., LTD

REV. 01 UNIT. mm SCALE. 1:1 PAGE. 1/1

GENERAL TOLERANCE	
X.*±3.0"	X.±
.X*±0.5"	.X±0.25
.XX*±	.XX±0.15
.XXX*±	.XXX±0.05

DESIGNED:
CHECKED:
APPROVED:

DATE:
DATE:
DATE:

DWG. NO.
XB-FPC-05-110
PART NO.

TITLE.
0.5Pitch FPC 90° SMT