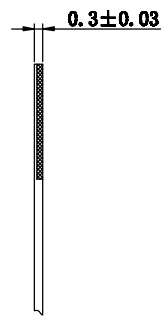
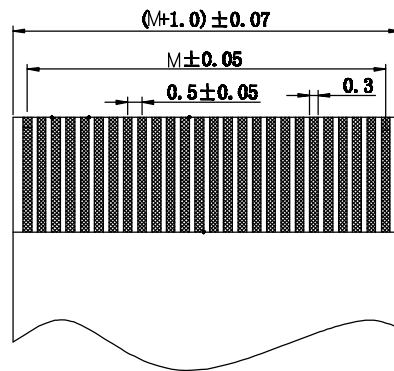
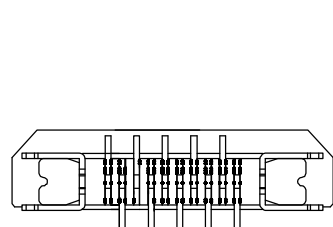
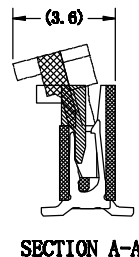
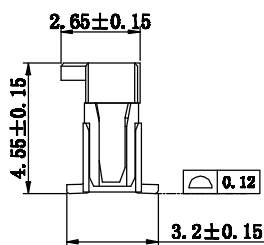
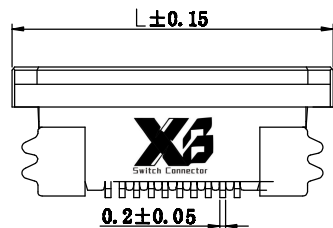


适用线路板
RECOMMENDED PCB LAYOUT

Specifications
 Operating Voltage:50V AC/DC
 Current Rating:0.5Amp
 Insulation Resistance:500MΩ Min.
 Dielectric Withstanding Voltage:500VAC
 Contact Resistance:0.03Ω Max.
 Operating Temperature:-25°C to +85°C
 Materials
 Contact Material:Phosphor Bronze
 Insulator Material:High Temperature Thermoplastic, UL 94V-0 LCP(Nylon) or the equivalent material
 Actuator: LCP
 Fitting Nail: Phosphor Bronze
 All materials must meet XI BANG hazardous substances control standards.



No. of PIN/ROW	Dimension Information		
	M	L1	L
04	1.50	2.56	8.20
05	2.00	3.06	8.70
06	2.50	3.56	9.20
07	3.00	4.06	9.70
08	3.50	4.56	10.20
09	4.00	5.06	10.70
10	4.50	5.56	11.20

适用FPC 寸法
APPLICABLE FPC

Ordering Information

XB-FPC-05-107-A015



东莞市溪榜电子有限公司
DONG GUAN XI BANG ELECTRONICS CO., LTD

REV. B	UNIT. mm	SCALE. 1:1	PAGE. 1/2	
--------	----------	------------	-----------	--

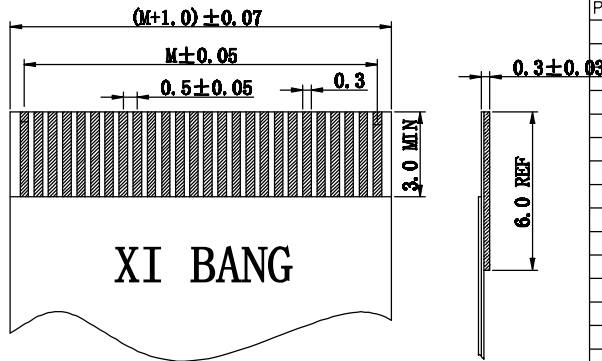
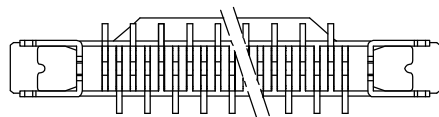
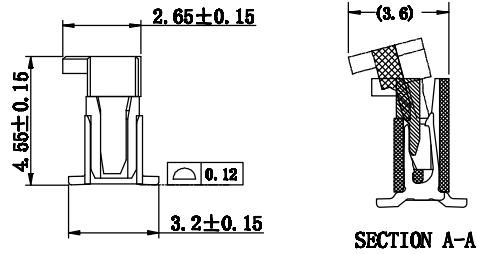
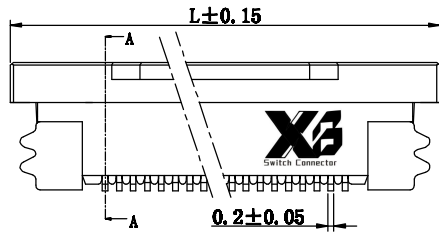
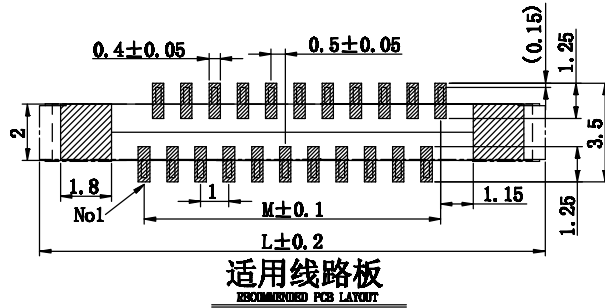
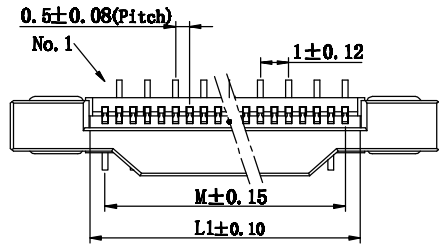
GENERAL TOLERANCE	
X.'±3.0'	X.±
.X'±1.0'	.X±0.30
.XX'±	.XX±0.25
.XXX'±	.XXX±0.10

DESIGNED:	DATE:
CHECKED:	DATE:
APPROVED:	DATE:

DWG. NO.	XB-FPC-05-107-A015
PART NO.	

TITLE.	0.5mm FPC SMT CONTACT(B型焊片)

--	--



适用FPC寸法
APPLICABLE FPC

Specifications
 Operating Voltage:50V AC/DC
 Current Rating:0.5Amp
 Insulation Resistance:500MΩ Min.
 Dielectric Withstanding Voltage:500VAC
 Contact Resistance:0.03Ω Max.
 Operating Temperature:-25°C to +85°C
 Materials
 Contact Material:Phosphor Bronze
 Insulator Material:High Temperature Thermoplastic, UL 94V-0 LCP(Nylon) or the equivalent material
 Actuator: LCP
 Fitting Nail: Phosphor Bronze
 All materials must meet XI BANG hazardous substances control standards.

No. of PIN/ROW	Dimension Information			No. of PIN/ROW	Dimension Information		
	M	L1	L		M	L1	L
11	5.00	6.06	11.70	36	17.50	18.56	24.20
12	5.50	6.56	12.20	37	18.00	19.06	24.70
13	6.00	7.06	12.70	38	18.50	19.56	25.20
14	6.50	7.56	13.20	39	19.00	20.06	25.70
15	7.00	8.06	13.70	40	19.50	20.56	26.20
16	7.50	8.56	14.20	41	20.00	21.06	26.70
17	8.00	9.06	14.70	42	20.50	21.56	27.20
18	8.50	9.56	15.20	43	21.00	22.06	27.70
19	9.00	10.06	15.70	44	21.50	22.56	28.20
20	9.50	10.56	16.20	45	22.00	23.06	28.70
21	10.00	11.06	16.70	46	22.50	23.56	29.20
22	10.50	11.56	17.20	47	23.00	24.06	29.70
23	11.00	12.06	17.70	48	23.50	24.56	30.20
24	11.50	12.56	18.20	49	24.00	25.06	30.70
25	12.00	13.06	18.70	50	24.50	25.56	31.20
26	12.50	13.56	19.20	51	25.00	26.06	31.70
27	13.00	14.06	19.70	52	25.50	26.56	32.20
28	13.50	14.56	20.20	53	26.00	27.06	32.70
29	14.00	15.06	20.70	54	26.50	27.56	33.20
30	14.50	15.56	21.20	55	27.00	28.06	33.70
31	15.00	16.06	21.70	56	27.50	28.56	34.20
32	15.50	16.56	22.20	57	28.00	29.06	34.70
33	16.00	17.06	22.70	58	28.50	29.56	35.20
34	16.50	17.56	23.20	59	29.00	30.06	35.70
35	17.00	18.06	23.70	60	29.50	30.56	36.20

Ordering Information
XB-FPC-05-107-A015A

No. of Pins per Row 4~60
 Standard Plating 02=Gold Flash
 Selective Plating 01=Tin
 05=Gold Flash/Tin
 Color 2=White
 Standard Packing D=Tape&Reel

XIBANG 东莞市溪榜电子有限公司
 DONG GUAN XI BANG ELECTRONICS CO., LTD

REV. B UNIT. mm SCALE. 1:1 PAGE. 2/2

GENERAL TOLERANCE	
X.'±3.0'	X.±
.X'±1.0'	.X±0.30
.XX'±	.XX±0.25
.XXX'±	.XXX±0.10

DESIGNED: DATE:
 CHECKED: DATE:
 APPROVED: DATE:

DWG. NO. XB-FPC-05-107-A015A
 PART NO.

TITLE. 0.5mm FPC SMT CONTACT(B型焊片)