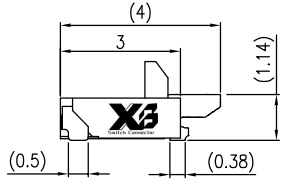
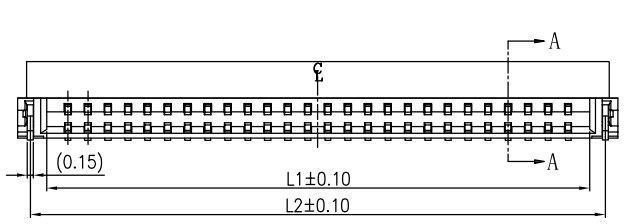
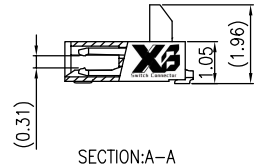
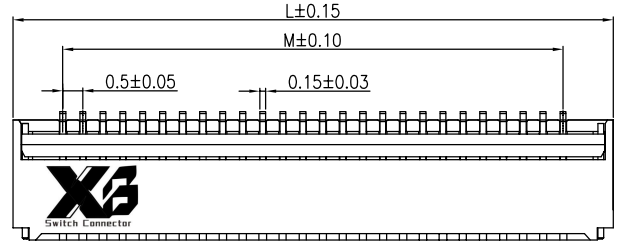


F



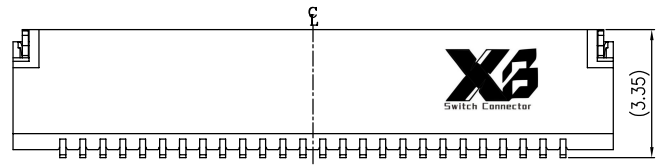
Specifications
 Current Rating:0.5 AMPS
 voltage Rating:50V,AC DC
 Insulation Resistance:500MΩ Min.
 Dielectric Withstanding Voltage:500V AC
 Contact Resistance:40mΩ Max.
 Operating Temperature:-40°C to +85°C

E

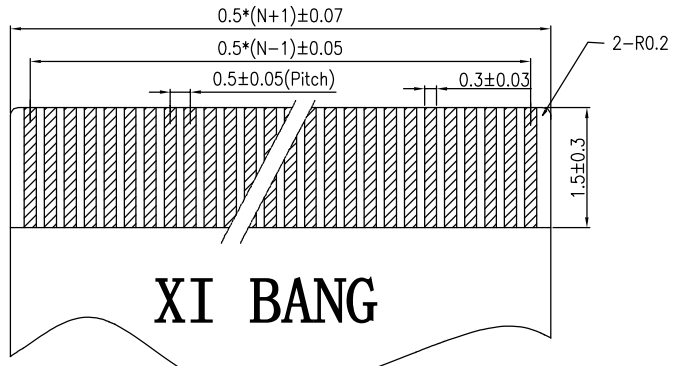


Materials
 Contact Material:Phosphor Bronze
 Insulator Material:High Temperature Thermoplastic, UL 94V-0 LCP or the equivalent material
 All materials must meet XI BANG hazardous substances control standards.

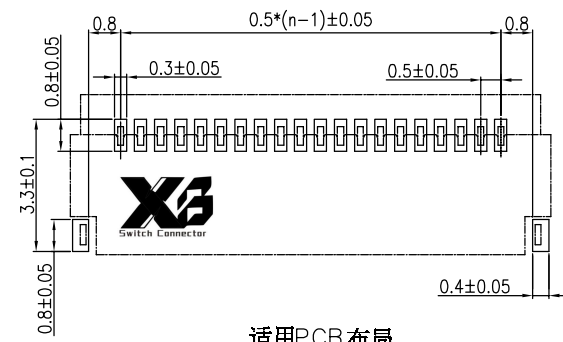
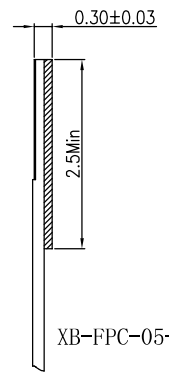
D



C



N: 孔位



适用PCB 布局
 RECOMMENDED PCB LAYOUT

TABLE:

No. of PIN/ROW	Dimension Information			
	M	L1	L2	L
04	1.50	2.55	3.36	4.1
06	2.50	3.55	4.36	5.1
08	3.50	4.55	5.36	6.1
10	4.50	5.55	6.36	7.1
12	5.50	6.55	7.36	8.1
13	6.0	7.05	7.86	8.6
14	6.50	7.55	8.36	9.1
16	7.50	8.55	9.36	10.1
18	8.50	9.55	10.36	11.1
20	9.50	10.55	11.36	12.1
24	11.50	12.55	13.36	14.1
26	12.50	13.55	14.36	15.1
30	14.50	15.55	16.36	17.1

B

XI BANG

适用FFC 寸法

APPLICABLE FFC

Ordering Information

XB-FPC-05-102-A052 - XX XX A 052 C X A X

No. of Pins per Row
SEE TABLE

Standard Plating
09=Gold 3u"
Selective Plating
02=Gold Flash

Color
1=Black
2=White

Standard Packing
D=Tape&Reel
Selective Packing
.....

A

东莞市溪榜电子有限公司
DONG GUAN XI BANG ELECTRONICS CO., LTD

3RD.ANG PROJ.
PAGE. 1/1

GENERAL TOLERANCE	
X.*±/	X.±/
.X*±/	.X±0.30
.XX*±/	.XX±0.25
.XXX*±/	.XXX±0.15

DESIGNED:
CHECKED:
APPROVED:

DATE:
DATE:
DATE:

DWG. NO.
XB-FPC-05-102-A052
PART NO.

TITLE.
PH0.5 FPC H=1.14 90° SMT Type