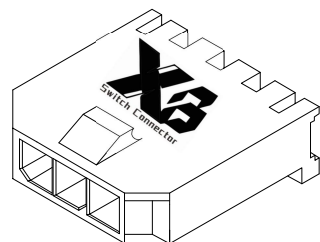
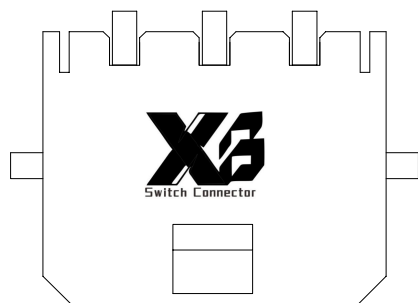


1 2 3 4 5 6 7 8 9

F

F



Poles	Dimensions	
	L	M
02	9.65	3.00
03	12.65	6.00
04	15.65	9.00
05	18.65	12.00
06	21.65	15.00
07	24.65	18.00
08	27.65	21.00
09	30.65	24.00
10	33.65	27.00
11	36.65	30.00
12	39.65	33.00

Specifications :

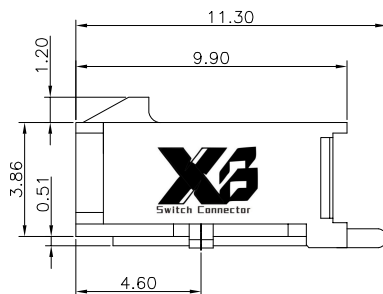
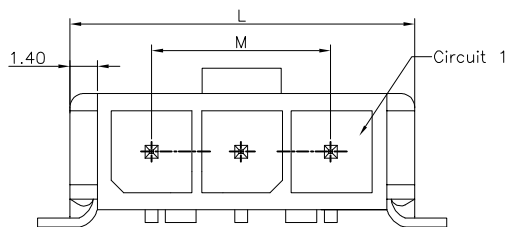
Voltage rating: 250V AC / DC
 Current rating: 5A AC / DC
 Withstanding voltage: 1000V AC/minute
 Temperature range: -25°C~+85°C
 Insulation resistance: ≥1000MΩ
 Contact resistance: ≤10mΩ
 After environmental testing: ≤20mΩ
 Category: wafer
 Welding Board Angle: R-90°
 Welding Way: SMT
 Material: LCP 94V-0
 Material(Pin): Brass
 Planting Category: Tin/Gold
 Color: Natural Color
 All materials must meet XI BANG requirement for environment protection.

E

E

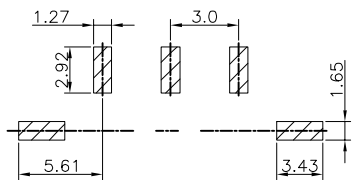
D

D



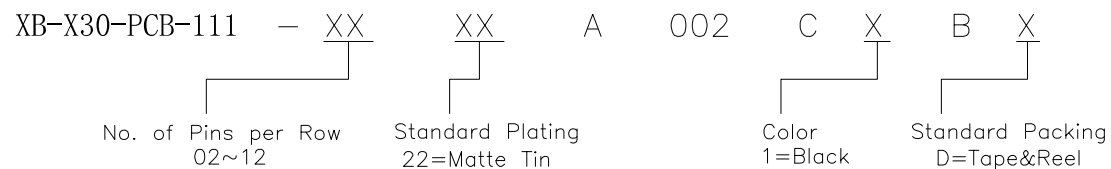
C

C



PCB LAYOUT(±0.05)

Ordering Information



B

B

A

A

XB 东莞市溪榜电子有限公司
 DONG GUAN XI BANG ELECTRONICS CO., LTD

REV. A	UNIT. mm	SCALE. 1:1	PAGE. 1/1	
--------	----------	------------	-----------	--

GENERAL TOLERANCE	
X.*±/	X.±/
.X*±/	.X±0.30
.XX*±/	.XX±0.20
.XXX*±/	.XXX±0.10

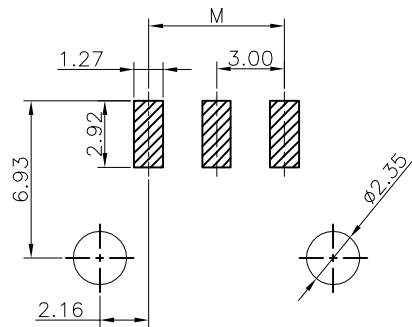
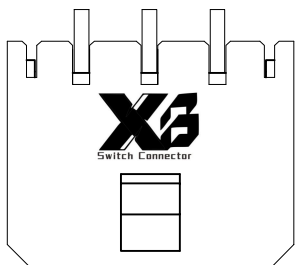
DESIGN:	DATE:
CHECKED:	DATE:
AUDITED:	DATE:

DWG. NO.	TITLE.
XB-X30-PCB-111	3.00 mm Crimp Style Connectors
PART NO.	

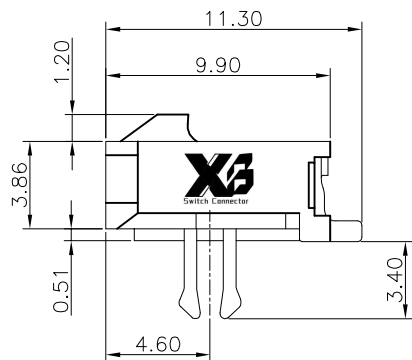
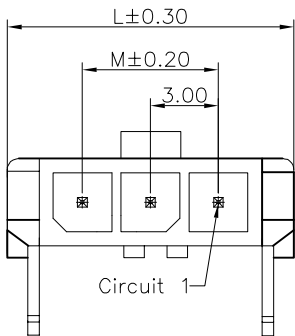
DWG. NO.	TITLE.
XB-X30-PCB-111	3.00 mm Crimp Style Connectors
PART NO.	

DWG. NO.	TITLE.
XB-X30-PCB-111	3.00 mm Crimp Style Connectors
PART NO.	

1 2 3 4 5 6 7 8 9



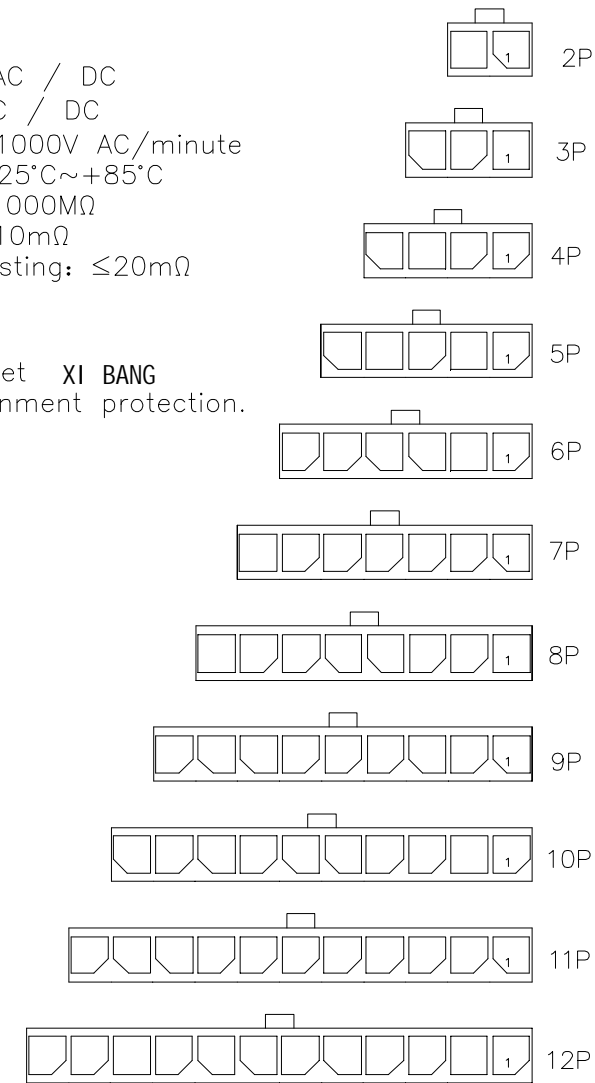
PCB.LAYOUT(±0.05)



Specifications :

Voltage rating: 250V AC / DC
 Current rating: 5A AC / DC
 Withstanding voltage: 1000V AC/minute
 Temperature range: -25°C~+85°C
 Insulation resistance: ≥1000MΩ
 Contact resistance: ≤10mΩ
 After environmental testing: ≤20mΩ
 Material: LCP 94V-0
 Material(Pin):Brass
 All materials must meet **XI BANG** requirement for environment protection.

Poles	Dimensions	
	L	M
02	9.65	3.00
03	12.65	6.00
04	15.65	9.00
05	18.65	12.00
06	21.65	15.00
07	24.65	18.00
08	27.65	21.00
09	30.65	24.00
10	33.65	27.00
11	36.65	30.00
12	39.65	33.00



Ordering Information

XB-X30-PCB-111 - XX XX A 003 C X B X

No. of Pins per Row 02~12 Standard Plating 22=Matte Tin
 Color 1=Black Standard Packing D=Tape&Reel

东莞市溪榜电子有限公司
 DONG GUAN XI BANG ELECTRONICS CO., LTD

REV. A UNIT. mm SCALE. 1:1 PAGE. 1/1

GENERAL TOLERANCE	
X.*±/	X.±/
.X*±/	.X±0.30
.XX*±/	.XX±0.20
.XXX*±/	.XXX±0.10

DESIGN:
CHECKED:
AUDITED:

DATE:
DATE:
DATE:

DWG. NO.
XB-X30-PCB-111
PART NO.

TITLE.
3.00 mm Crimp Style Connectors