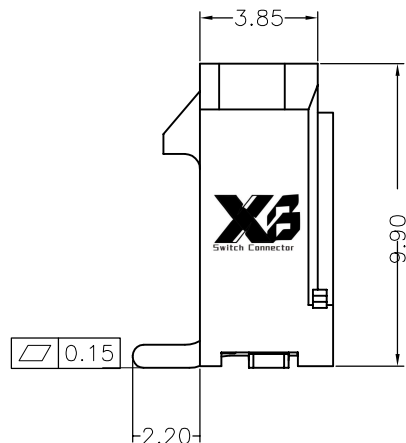
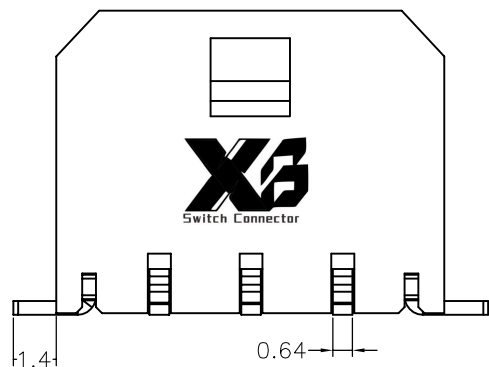


Poles	Dimensions(mm)	
	L	M
02	9.70	3.00
03	12.70	6.00
04	15.70	9.00
05	18.70	12.00
06	21.70	15.00
07	24.70	18.00
08	27.70	21.00
09	30.70	24.00
10	33.70	27.00
11	36.70	30.00
12	39.70	33.00



Specifications :

Voltage rating: 250V AC / DC

Current rating: 5A AC / DC

Withstanding voltage: 1000V AC/minute

Temperature range: -25°C~+85°C

Insulation resistance: ≥1000MΩ

Contact resistance: ≤10mΩ

After environmental testing: ≤20mΩ

Series No.

Category: wafer

Welding Board Angle: 180°

Welding Way: SMT

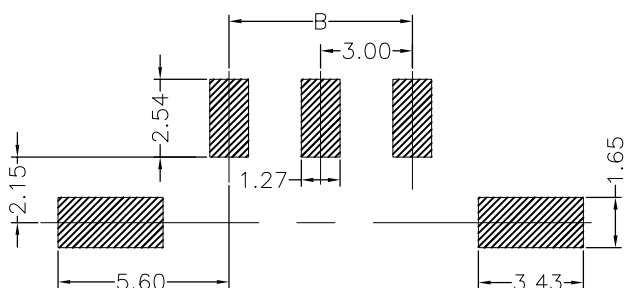
Material: LCP 94V-0

Material(Pin): Brass

Planting Category: Tin-Plated/Matte Tin

Color: Natural Color

All materials must meet XI BANG requirement for environment protection.



PCB LAYOUT(±0.05)

Ordering Information

XB-X30-PCB-110- XX XX A 002 C X B X

No. of Pins per Row 01~12 Standard Plating 01= Tin 22=Matte Tin Color 1=Black Standard Packing D=T&R F=Cap+Tape&Ree

X3 东莞市溪榜电子有限公司
DONG GUAN XI BANG ELECTRONICS CO., LTD

GENERAL TOLERANCE	
X.*±/	X.±/
.X*±/	.X±0.30
.XX*±/	.XX±0.20
.XXX*±/	.XXX±0.10

DESIGN:	DATE:
CHECKED:	DATE:
AUDITED:	DATE:

DWG. NO.	TITLE.
XB-X30-PCB-110	3.00mm Crimp Style Connectors
PART NO.	

REV.	UNIT.	SCALE.	PAGE.	
A	mm	1:1	1/1	