

1 2 3 4 5 6 7 8 9

F

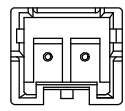
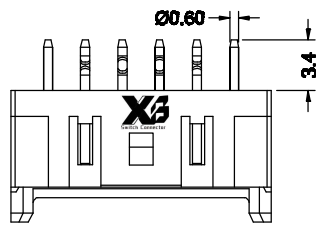
E

D

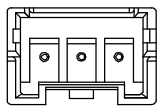
C

B

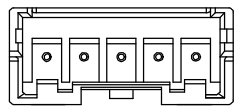
A



2PIN



3PIN

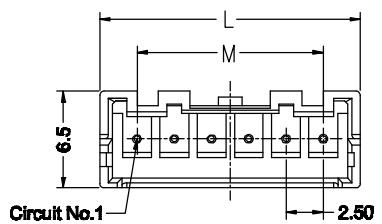


4-5PIN

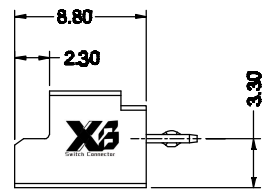
**Specifications:**

- Voltage rating: 250V AC / DC
- Current rating: 3A AC / DC
- Withstanding voltage: 1000V AC/minute
- Temperature range: -25°C ~ +85°C
- Insulation resistance: ≥1000MΩ
- Contact resistance: ≤10mΩ
- After environmental testing: ≤20mΩ

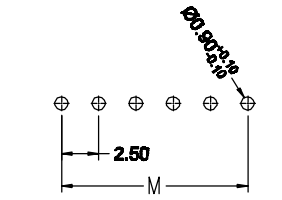
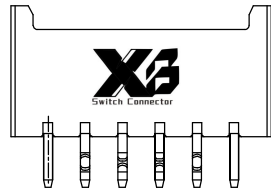
K点位置，尺寸仅供参考，具体与实物为准



6-15PIN



Circuits	Dimensions (mm)		Circuits	Dimensions (mm)	
	M	L		M	L
02	2.50	7.50	09	20.00	25.00
03	5.00	10.00	10	22.50	27.50
04	7.50	12.50	11	25.00	30.00
05	10.00	15.00	12	27.50	32.50
06	12.50	17.50	13	30.00	35.00
07	15.00	20.00	14	32.50	37.50
08	17.50	22.50	15	35.00	40.00



RECOMMENDED P.C.B LAYOUT (TOLERANCE:±0.05)

Ordering Information

XB-X25-PCB-123 -XX XX A 001 E X Z X

No. of Pins per Row 02~15      Standard Plating 01=Tin, 02=Gold Flash, 22=Matte Tin, ...  
 Selective Plating  
 Color 1=Black, 2=White, 4=Creamy-White, F=Transparent, ...  
 Standard Packing N=PE Bag, ...

**东莞市溪榜电子有限公司**  
 DONG GUAN XI BANG ELECTRONICS CO., LTD

3RD.ANG PROJ.  
  
 PAGE. 1/1

GENERAL TOLERANCE	
X.'±3.0'	X.±/
.X'±2.0'	.X±0.30
.XX'±1.5'	.XX±0.25
.XXX'±1.0'	.XXX±0.15

DESIGNED:  
 CHECKED:  
 APPROVED:

DATE:  
 DATE:  
 DATE:

DWG. NO.  
**XB-X25-PCB-123**  
 PART NO.

TITLE.  
 2.50mm Crimp Style connector

1 2 3 4 5 6 7 8 9