

F

E

D

C

B

A

F

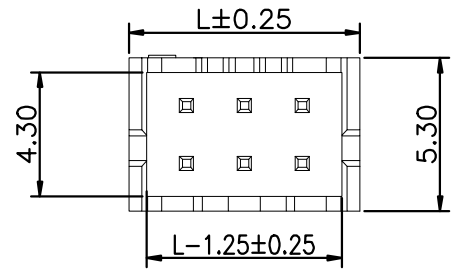
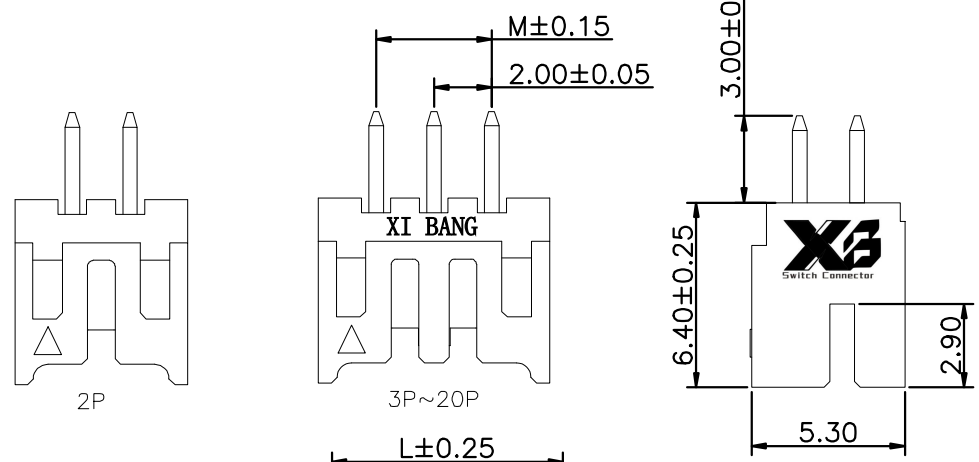
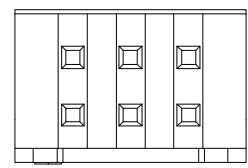
E

D

C

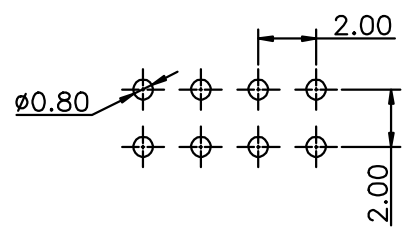
B

A



Specifications
 Voltage rating:250V AC DC
 Current Rating:3A AC,DC
 Withstanding Voltage:800VAC
 Insulation Resistance:1000MΩ Min.
 Temperature Range:-25°C to +85°C
 Contact Resistance:Initial value/10mΩ Max.after environmental testg20mΩ
 Materials
 Contact Material:Brass
 Insulator Material:NY9T UL94V-0
 All materials must meet XI BANG hazardous substances control standards.

Recommended P.C.Board Layout
 (Tolerance:±0.05)



No. of PIN/ROW	Dimension Information	
	M	L
02	2.00	6.00
03	4.00	8.00
04	6.00	10.00
05	8.00	12.00
06	10.00	14.00
07	12.00	16.00
08	14.00	18.00
09	16.00	20.00
10	18.00	22.00
11	20.00	24.00
12	22.00	26.00
13	24.00	28.00
14	26.00	30.00
15	28.00	32.00
16	30.00	34.00
17	32.00	36.00
18	34.00	38.00
19	36.00	40.00
20	38.00	42.00

Ordering Information

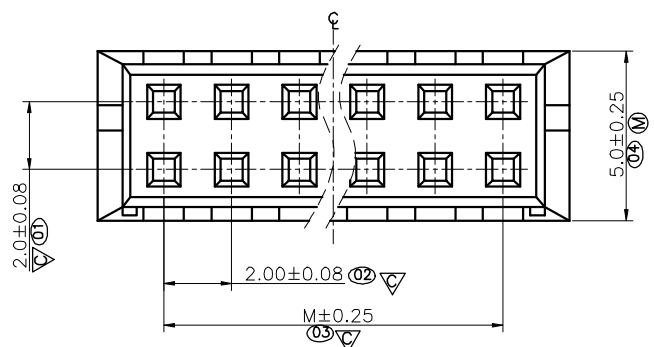
XB-X20-PCB-210-A001- XX XX A 001 D 2 Z X

No. of Pins per Row 02~20 Standard Plating 01=Tin
 Material D=Nylon 9T Color 2=White
 Standard Packing N=PE Bag

REV. 01	UNIT. mm	SCALE. 4:1	PAGE. 1/1		GENERAL TOLERANCE		DESIGNED:	DATE:	DWG. NO.	TITLE. Pitch 2.0 Male Connector Terminal 180°
					X.'±5.0'	X.±0.30	CHECKED:	DATE:	XB-X20-PCB-210-A001	
					.X'±3.0'	.X±0.25	CO SIGEND:	DATE:	PART NO.	
					.XX'±2.0'	.XX±0.15	APPROVED:	DATE:		
					.XXX'±1.0'	.XXX±0.10				

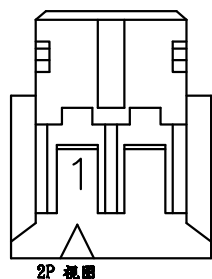
F
E
D
C
B
A

1 2 3 4 5 6 7 8 9

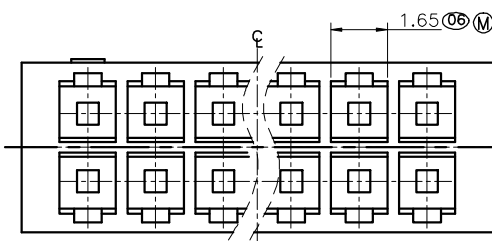
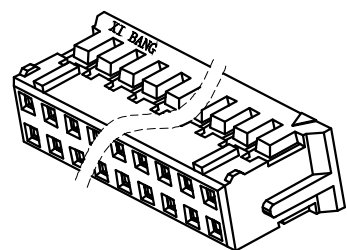
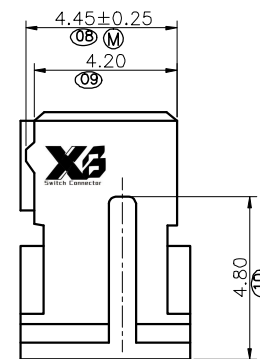
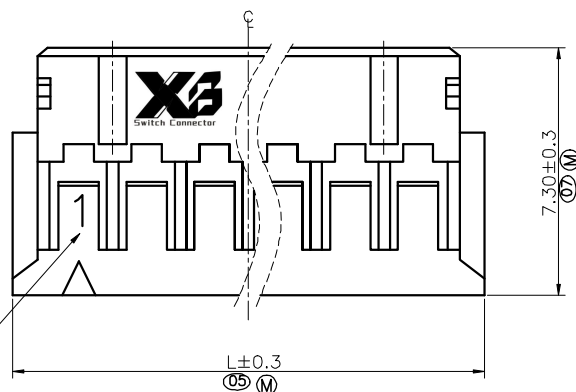


Specifications
 Current Rating:3Amp
 Voltage Rating:250V AC/DC
 Temperature Range:-40°C to +105°C
 Contact Resistance:10mΩ Max.
 Insulation Resistance:1000MΩ Min.
 Withstanding Volatge:800V AC/Minute
 Watrrial:NY66 UL94V-0

1. 標示"⊗"為全尺寸測量部位。
2. 標示"Ⓜ"為首件與尾件測量部位。
3. 標示"▽"為首件、尾件與巡檢測量部位。
4. 所有材料必須滿足GREENCONN有害物質管控標準。



LOGO(外凸 厚0.1 MAX)



XB-X20-PCB-210-A001M - XX A XX

Ordering Information

No. of Pins
02-20

Materials /Color
N=NY 66/Clear

PART NO.	Dimensions	
	M	L
2X02P	2.00	6.00
2X03P	4.00	8.00
2X04P	6.00	10.00
2X05P	8.00	12.00
2X06P	10.00	14.00
2X07P	12.00	16.00
2X08P	14.00	18.00
2X09P	16.00	20.00
2X10P	18.00	22.00
2X11P	20.00	24.00
2X12P	22.00	26.00
2X13P	24.00	28.00
2X14P	26.00	30.00
2X15P	28.00	32.00
2X16P	30.00	34.00
2X17P	32.00	36.00
2X18P	34.00	38.00
2X19P	36.00	40.00
2X20P	38.00	42.00

东莞市溪榜电子有限公司
 DONG GUAN XI BANG ELECTRONICS CO., LTD

REV. 01 UNIT. mm SCALE. 1:1 PAGE. 1/1

GENERAL TOLERANCE	
X.*±	X.±
.X*±	.X±0.30
.XX*±	.XX±0.20
.XXX*±	.XXX±0.10

DESIGNED:
CHECKED:
APPROVED:

DATE:
DATE:
DATE:

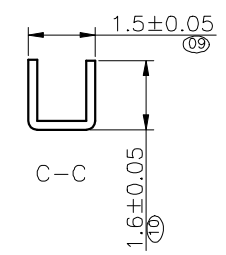
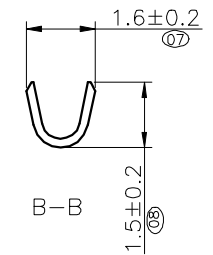
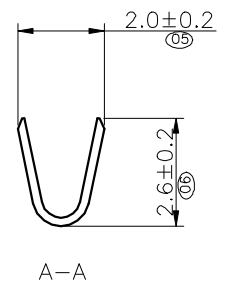
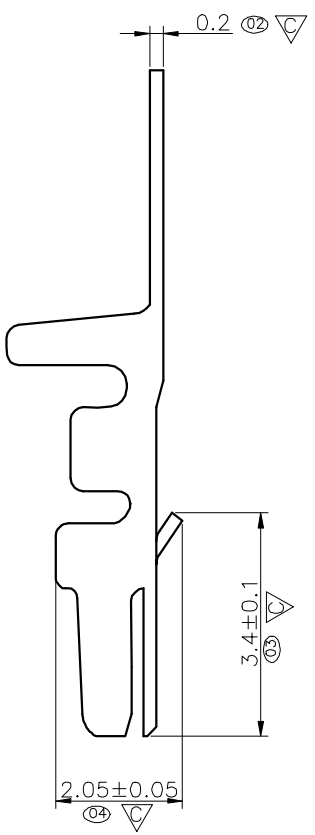
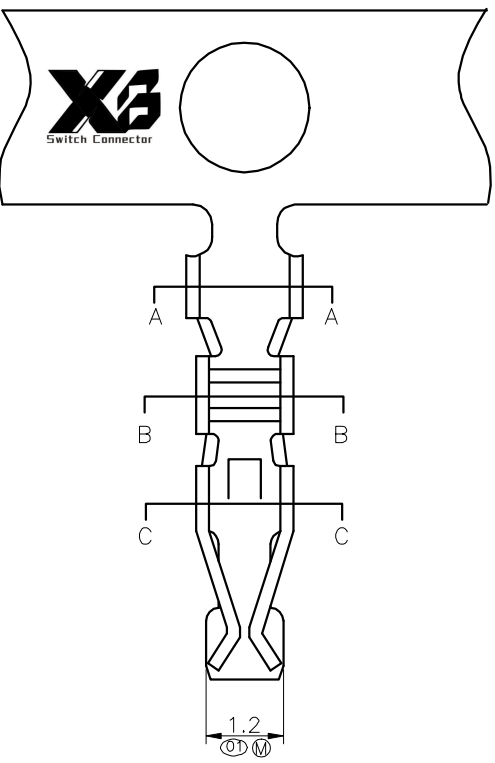
DWG. NO.
XB-X20-PCB-210-A001M
PART NO.

TITLE.
2.00 mm HOUSING

1 2 3 4 5 6 7 8 9

1 2 3 4 5 6 7 8 9

F
E
D
C
B
A



- 註：
 1. 標示" (XX) "為全尺寸測量部位。
 2. 標示" (M) "為首件與尾件測量部位。
 3. 標示" (▽) "為首件、尾件與巡檢測量部位。
 4. 所有材料必須滿足GREENCONN有害物質管控標準。

Ordering Information

XB-X20-PCB-210-A001D **XX** **XX**
 Standard Plating 01=Tin Material AB=Phosphor Bronze

Wire range	Insulation O.D	Materials	Finish	Qty/reel
AWG##22~28	1.5 mm (max)	Phosphor Bronze	Tin-Plated	10000pcs

东莞市溪榜电子有限公司 DONG GUAN XI BANG ELECTRONICS CO., LTD	GENERAL TOLERANCE		DESIGNED:	DATE:	DWG. NO.	TITLE.				
	X'±/	X.±/	CHECKED:	DATE:	XB-X20-PCB-210-A001D					
	.X'±/	.X±0.25	APPROVED:	DATE:	PART NO.					
	.XX'±/	.XX±0.15								
REV. 01	UNIT. mm	SCALE. 1:1	PAGE. 1/1		.XXX'±/	.XXX±0.10				2.0 Pitch Terminal

1 2 3 4 5 6 7 8 9