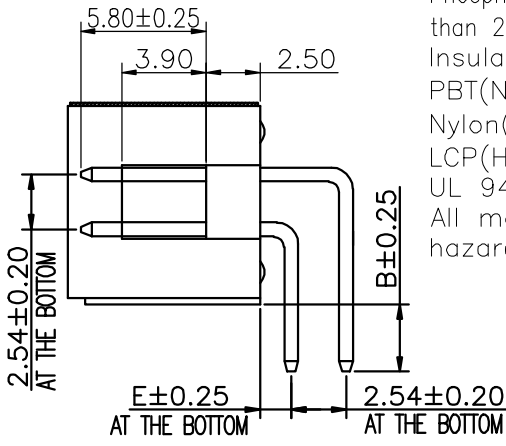
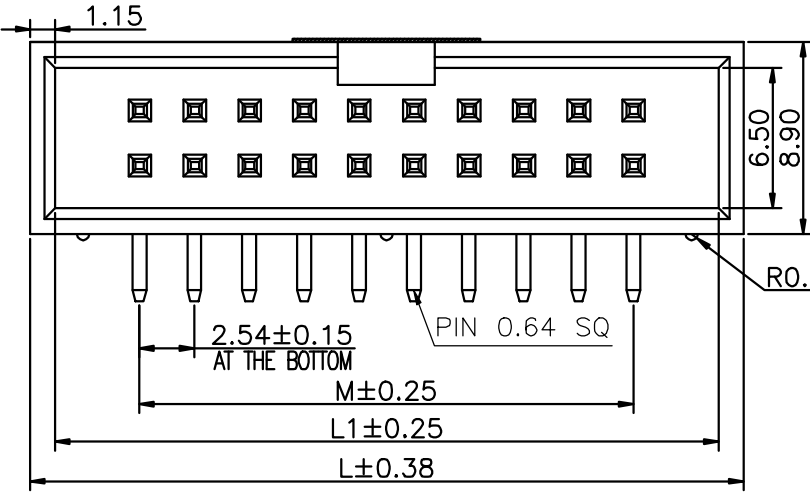
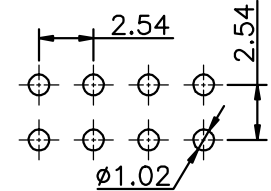


Specifications  
 Current Rating:3.0Amp  
 Insulation Resistance:1000MΩMin.  
 Dielectric Withstanding Voltage:600VAC  
 Contact Resistance:20mΩMax.  
 Operating Temperature:-40°C to +105°C  
 Materials  
 Contact Material:  
 Brass(Pin length less than 25mm)  
 Phosphor Bronze(The total length of pin is more than 25mm)  
 Insulator Material:  
 PBT(Not resistant to high temperature),  
 Nylon(High temperature resistance),  
 LCP(High temperature resistance),  
 UL 94V-0  
 All materials must meet XI BANG hazardous substances control standards.



No. of PIN/ROW	Dimension Information		
	M	L1	L
03	5.08	12.94	15.24
04	7.62	15.48	17.78
05	10.16	18.02	20.32
06	12.70	20.56	22.86
07	15.24	23.10	25.40
08	17.78	25.64	27.94
09	20.32	28.18	30.48
10	22.86	30.72	33.02
11	25.40	33.26	35.56
12	27.94	35.80	38.10
13	30.48	38.34	40.63
14	33.02	40.88	43.18
15	35.56	43.42	45.72
16	38.10	45.96	48.26
17	40.64	48.50	50.80
18	43.18	51.04	53.34
19	45.72	53.58	55.88
20	48.26	56.12	58.42
21	50.80	58.66	60.96
22	53.34	61.20	63.50
23	55.88	63.74	66.04
24	58.42	66.28	68.58
25	60.96	68.82	71.12
26	63.50	71.36	73.66
27	66.04	73.90	76.20
28	68.58	76.44	78.74
29	71.12	78.98	81.28
30	73.66	81.52	83.82
31	76.20	84.06	86.36
32	78.74	86.60	88.90

Recommended P.C.Board Layout  
 (Tolerance:±0.05)



### Ordering Information

204 - XX XX A XXX X

Plastic specifications  
 1=Single row  
 2=Dual row  
 3=Tripe row  
 4=Quadruple

Water code

No. of Pins per Row  
 03~32

Positioning column information  
 A=No locating post  
 B=Round post  
 C=Square post

Pin length  
 See the drawing

Plating code  
 01=Tin  
 02=Gold Flash  
 05=Gold Flash/Tin  
 22=Matte Tin

Insulator Material  
 A=PBT  
 R=Nylon(Halogen Free)  
 C=LCP

Color  
 1=Black  
 2=White  
 3=Yellow  
 E=Beige

Contact Material  
 A/S/K/T=Phosphor Bronze  
 B/Z/H/W=Brass

Packing code  
 A=Box  
 B=Tray  
 C=Tube  
 D=Tape&Reel  
 G=Acetate Tape+Tube  
 H=Acetate Tape+Tape&Reel

**XJB** 东莞市溪榜电子有限公司  
 DONG GUAN XI BANG ELECTRONICS CO., LTD

GENERAL TOLERANCE	
X.'±5.0'	X.±0.30
.X'±3.0'	.X±0.25
.XX'±2.0'	.XX±0.15
.XXX'±1.0'	.XXX±0.10

DWG. NO.  
 XB-JN-25-W204

PART NO.

TITLE.  
 2.54 BOX HEADER  
 DUAL ROWS R/A TYPE  
 CONNECTOR

REV.	UNIT.	SCALE.	PAGE.
01	mm	3:1	1/1