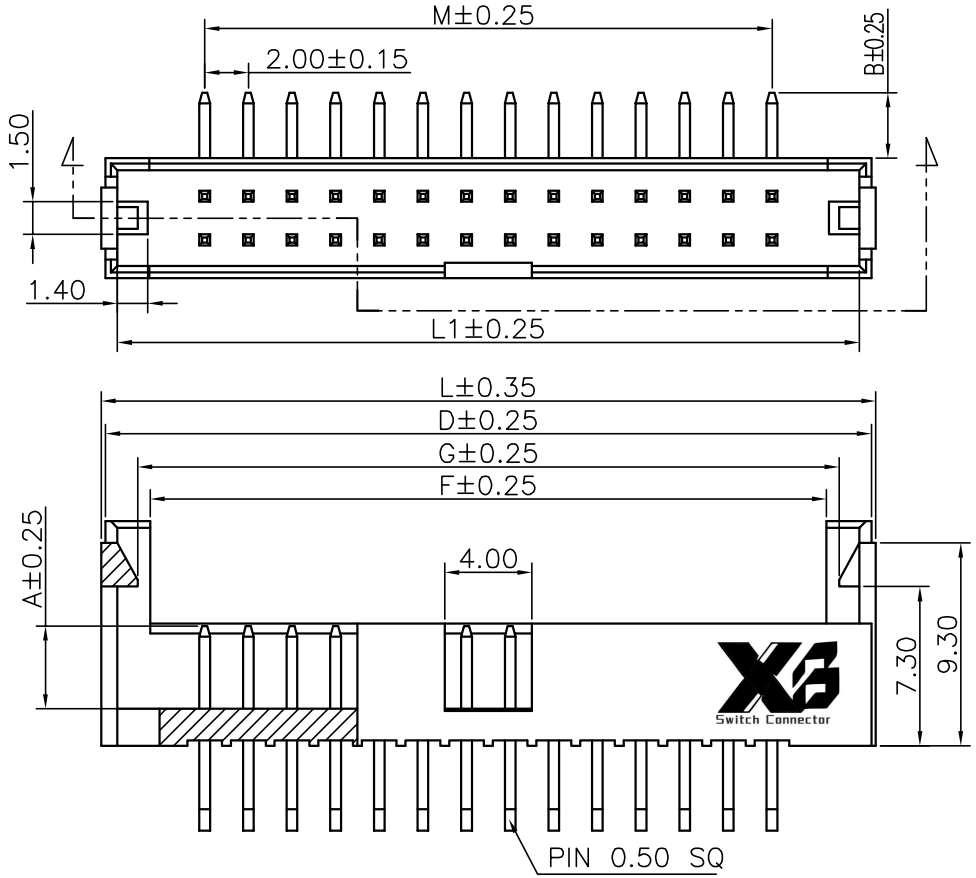

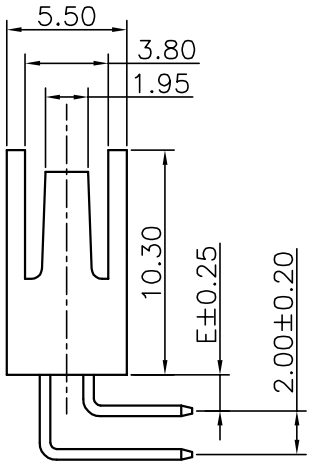

Specifications
Current Rating:2.0Amp
Insulation Resistance:1000MΩMin.
Dielectric Withstanding Voltage:500VAC
Contact Resistance:20mΩMax.
Operating Temperature:−40°C to +105°C
Materials
Contact Material:
Brass(Pin length less than 25mm)
Phosphor Bronze(The total length of pin is more than 25mm)
Insulator Material:
PBT(Not resistant to high temperature),
Nylon(High temperature resistance),
LCP(High temperature resistance),
UL 94V−0
All materials must meet XI BANG hazardous substances control standards.

Recommended P.C.Board Layout
(Tolerance:±0.05)

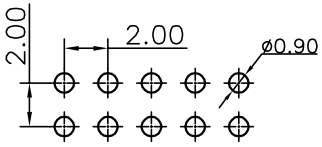

No.of PIN/ROW	Dimension Information					
	M	L1	D	L	E	F
04	6.00	14.00	15.10	15.50	12.20	10.20
05	8.00	16.00	17.10	17.50	14.20	12.20
06	10.00	18.00	19.10	19.50	16.20	14.20
07	12.00	20.00	21.10	21.50	18.20	16.20
08	14.00	22.00	23.10	23.50	20.20	18.20
09	16.00	24.00	25.10	25.50	22.20	20.20
10	18.00	26.00	27.10	27.50	24.20	22.20
11	20.00	28.00	29.10	29.50	26.20	24.20
12	22.00	30.00	31.10	31.50	28.20	26.20
13	24.00	32.00	33.10	33.50	30.20	28.20
14	26.00	34.00	35.10	35.50	32.20	30.20
15	28.00	36.00	37.10	37.50	34.20	32.20
16	30.00	38.00	39.10	39.50	36.20	34.20
17	32.00	40.00	41.10	41.50	38.20	36.20
18	34.00	42.00	43.10	43.50	40.20	38.20
19	36.00	44.00	45.10	45.50	42.20	40.20
20	38.00	46.00	47.10	47.50	44.20	42.20
21	40.00	48.00	49.10	49.50	46.20	44.20
22	42.00	50.00	51.10	51.50	48.20	46.20
23	44.00	52.00	53.10	53.50	50.20	48.20
24	46.00	54.00	55.10	55.50	52.20	50.20
25	48.00	56.00	57.10	57.50	54.20	52.20

Ordering Information

218 – XX XX A XXX C 1 A X

- 218: Plastic specifications
  1=Single row
  2=Dual row
  3=Tripe row
  4=Quadruple
- 18: Water code
- XX: No. of Pins per Row 04~25
- XX: Plating code
  01=Tin
  02=Gold Flash
  05=Gold Flash/Tin
  22=Matte Tin
- A: Positioning column information
  A=No locating post
  B=Round post
  C=Square post
- XXX: Pin length See the drawing
- C: Insulator Material
  A=PBT
  R=Nylon(Halogen Free)
  C=LCP
- 1: Color
  1=Black
  2=White
  3=Yellow
  E=Beige
- A: Contact Material
  A/S/K/T=Phosphor Bronze
  B/Z/H/W=Brass
- X: Packing code
  A=Box
  B=Tray
  C=Tube
  D=Tape&Reel

东莞市溪榜电子有限公司
DONG GUAN XI BANG ELECTRONICS CO., LTD

GENERAL TOLERANCE	
X.°±5.0°	X.±0.30
.X°±3.0°	.X±0.25
.XX°±2.0°	.XX±0.15
.XXX°±1.0°	.XXX±0.10

REV.	UNIT.	SCALE.	PAGE.
01	mm	3:1	1/1

DESIGN:	DATE:	DWG. NO. XB-JN-20-218	TITLE. 2.00PIN HEADER DUAL ROWS R/A TYPE BASE 10.30H
CHECKED:	DATE:		
AUDITED:	DATE:	PART NO.	
APPROVED:	DATE:		