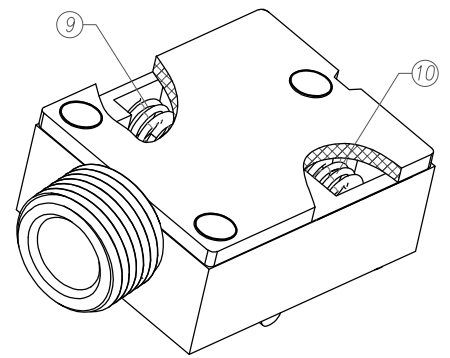
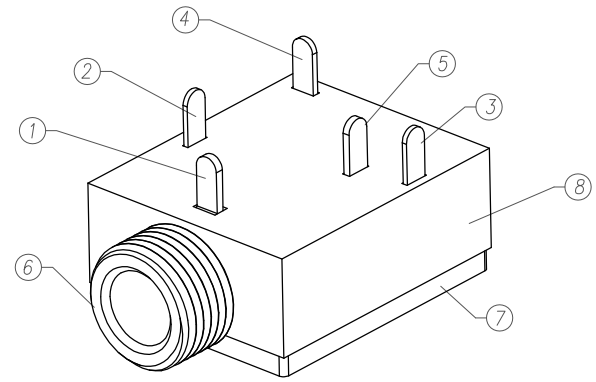
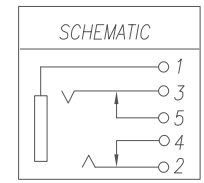


PCB LAYOUT TOP VIEW  
TOLERANCES: ±0.05



- NOTES:  
 1. CONTACT CURRENT RATING: 0.5A.  
 2. CONTACT RESISTANCE: 50 mΩ MAX.;  
 3. INSULATION RESISTANCE: 100MΩ MIN.;  
 4. DIELECTRIC WITHSTANDING: 500V AC MIN.;  
 5. DURABILITY: 5,000 CYCLES MIN.;  
 6. CONNECTOR MATING FORCES: 29.4N (3.00Kgf) MAX.;  
 7. CONNECTOR UNMATING FORCES: 2.94N(0.30Kgf) MIN.;

⑩	SPRING 2	1	SUS	Ni-Plated
⑨	SPRING 1	1	SUS	Ni-Plated
⑧	HOUSING	1	PA9T UL 94V-0	Black
⑦	COVER	1	PA9T UL 94V-0	Black
⑥	AXIS SUPPORT	1	C3602	Ni-Plated
⑤	TERMINAL 5#	1	C2680-H t=0.35	Sn-Plated
④	TERMINAL 4#	1	C2680-H t=0.35	Sn-Plated
③	TERMINAL 3#	1	C5210-EH t=0.25	Sn-Plated
②	TERMINAL 2#	1	C5210-EH t=0.25	Sn-Plated
①	TERMINAL 1#	1	C2680-H t=0.40	Sn-Plated

UNLESS OTHERWISE SPECIFIED TOLERANCES

**XB** 东莞市溪榜电子有限公司  
DONG GUAN XI BANG ELECTRONI CS CO., LTD.

DECIMALS:	ANGLES:	DESIGN:	GAO.PENG 2023.3.15	PART NAME: Φ3.5mm Phone Jack
DIM	TOL	DIM	TOL	PART NO. 91PJ03505-1274-00000H SHEET: 1/1   REV.: A1 DRAWING NO
X.	±0.50	X.	±2'	
X.X	±0.30	X.X	±1'	
X.XX	±0.20	X.XX	—	
X.XXX	±0.10	X.XXX	—	
UNIT: mm		APPROVED	HE.LONG.FEI 2023.3.15	

REV.	ECN NO.	DESCRIPTION	DESIGN	DATE
------	---------	-------------	--------	------